

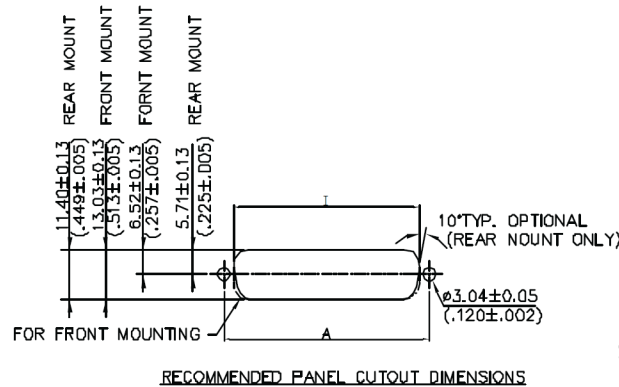
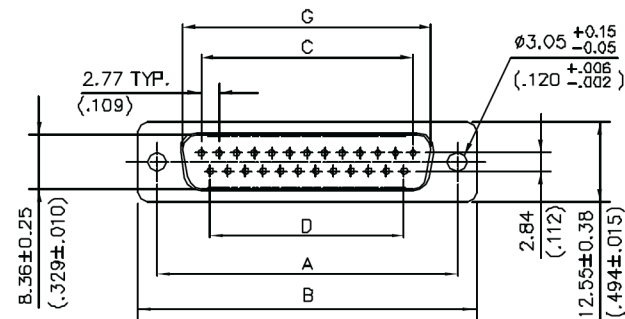
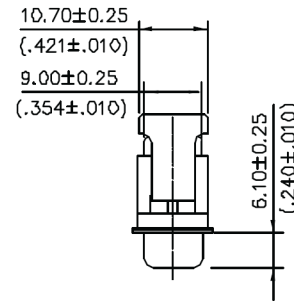
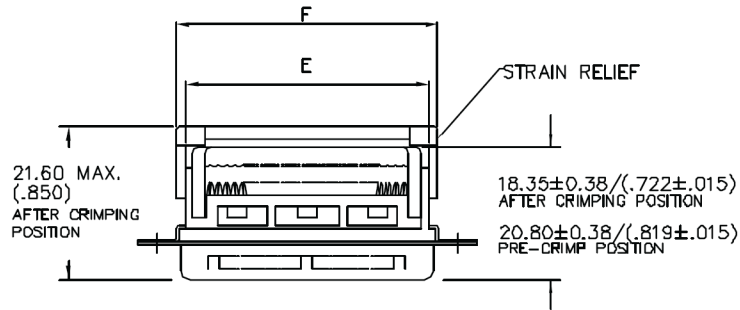
REV.	ZONE	LTR	DESCRIPTION	DATE	REVISER	APPD
------	------	-----	-------------	------	---------	------



ORDERING INFORMATION

F SM \*\* P - \* \* \* \* - EP  
 (1) (2) (3) (4) (5) (6) (7) (8) (9)

- SERIES  
. F D-SUB I.D.C. CONNECTOR
- HOUSING CONSTRUCTION TYPES  
. SM - STANDARD THROUGH HOLES (WITH METAL SHELL)
- NUMBER OF CONTACTS  
.09 - 9 POSITIONS  
.15 - 15 POSITIONS  
.25 - 25 POSITIONS  
.37 - 37 POSITIONS
- CONTACT TYPE  
. P - PLUG (MALE)
- COLOR CODE  
. 1 - BLUE
- CONTACT FINISH  
. 0 - SELECTIVED GOLD FLASH OVER 30u" NICKEL
- STRAIN RELIEF  
. P - PLASTIC STRAIN RELIEF
- METAL SHELL FINISH  
. 1 - TIN PLATED SHELL (WITH GROUNDING INDENTS)
- SUFFIX NO.  
EP



SPECIFICATION :

- .INSULATOR MATERIAL : PBT & G/F REINFORCED,UL 94-V0
- .CONTACT MATERIAL : BRASS, SELECTIVE GOLD PLATED OVER NICKEL
- .SHELL MATERIAL : SPCC, TIN OR NICKEL PLATED
- .STRAIN RELIEF MATERIAL : PBT & G/F REINFORCED,UL 94-V0
- .CURRENT RATING : 1 AMP.
- .INSULATION RESISTANCE : 1000M ΩMIN. (AT 500 V DC)
- .DIELECTRIC WITHSTANDING VOLTAGE : AC 500V MIN. (FOR 1 MIN)
- .OPERATING TEMPERATURE : -25°C TO +85°C
- .CONTACT RESISTANCE : 15m ΩMAX
- .WIRE SIZE : AWG 26 & 28 STRANDED , 1.27mm CONDUCTOR CENTRE FLAT CABLE

FSM37P	37	63.50(2.500)	69.40(2.732)	49.66(1.963)	47.09(1.854)	64.60(2.160)	57.10(2.248)	55.45(2.183)	59.08(2.326)	60.73(2.391)
FSM25P	25	47.04(1.852)	53.09(2.090)	33.24(1.309)	30.47(1.200)	38.14(1.502)	40.90(1.610)	38.96(1.534)	42.52(1.674)	44.27(1.743)
FSM15P	15	33.32(1.312)	39.10(1.539)	19.39(.763)	16.62(.654)	24.00(.945)	28.60(1.047)	25.25(.994)	28.80(1.134)	30.53(1.202)
FSM09P	9	24.99(.984)	30.80(1.212)	11.08(.436)	8.31(.327)	16.10(.634)	18.60(.732)	16.92(.666)	20.47(.806)	22.20(.874)
CATALOG NO.	NO. OF POSITIONS	±0.13 A (±.005)	±0.25 B (±.010)	±0.13 C (±.005)	±0.13 D (±.005)	±0.25 E (±.010)	±0.25 F (±.010)	±0.25 G (±.010)	±0.13/(.005) REAR MOUNTING	±0.13/(.005) FRONT MOUNTING

TOLERANCE UNSPECIFIED		FSM**P-****-(*) PART NO.	
.0 0 0 ±		the vital component	
.0 0 ±	D.25		
.0 ±	D.38	SCALE	UNIT
ANGLE ±	1°	1:1	mm(inch)
DRAWN	1/09-'90	NAME	SHEET
DESIGNER	Peter 7/19'01	FSMXXP SERIES	1/1
CHECKED	Peter 7/19'01	IDC D-SUB MALE CONNECTOR WITH METAL SHELL	
APPROVED	James 7/19'01	DRAWING NO.	REV. 2



