



(1,27 mm) .050"

YFT-20-05-H-05-SB

YFT-40-05-H-10-SB

YFT-20-05-H-08-SB

YFT SERIES

# LOW PROFILE OPEN PIN FIELD TERMINAL

## SPECIFICATIONS

For complete specifications and recommended PCB layouts see [www.samtec.com?YFT](http://www.samtec.com?YFT)

### Insulator Material:

Black Liquid Crystal Polymer

### Terminal Material:

Brass

### Operating Temp Range:

-55°C to +125°C

### Plating:

Au over 50µ" (1,27 µm) Ni

### Working Voltage:

275 VAC when mated with YFS

### Mated Cycles:

200 with YFS

### RoHS Compliant:

No

### Lead-Free Solderable:

No

Mates with:  
YFS

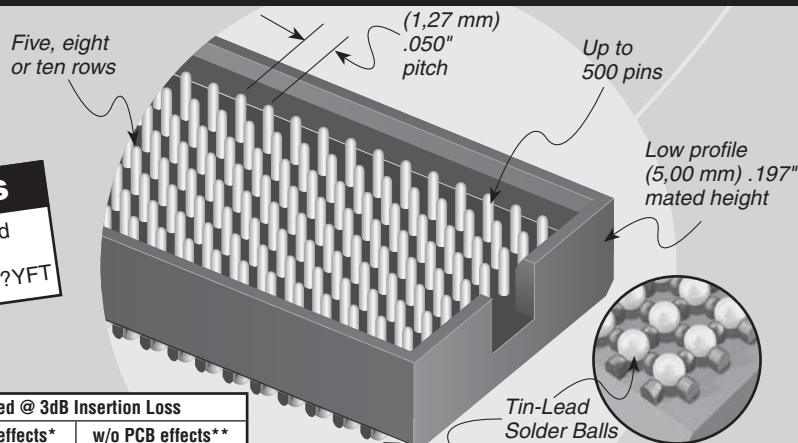
## TEST RESULTS

Passed 20 year mixed flowing gas testing.  
Go to: [www.samtec.com?YFT](http://www.samtec.com?YFT)

1,27 mm pitch YFS/YFT	Rated @ 3dB Insertion Loss	
5 mm Stack Height	with PCB effects*	w/o PCB effects**
Single-Ended Signaling	3.5 GHz / 7 Gbps	20 GHz / 40 Gbps
Differential Pair Signaling	9 GHz / 18 Gbps	20 GHz / 40 Gbps

\*Performance data includes effects of a non-optimized PCB.  
\*\*Test board losses de-embedded from performance data.

Performance data for other stack heights and complete test data available at [www.samtec.com?YFT](http://www.samtec.com?YFT) or contact [sig@samtec.com](mailto:sig@samtec.com)



**Final Inch** 28+  
CERTIFIED Gbps

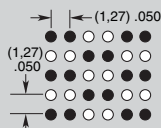
## RECOGNITIONS

For complete scope of recognitions see [www.samtec.com/quality](http://www.samtec.com/quality)



FILE NO. E111594

## DIFFERENTIAL APPLICATION



ARRAY	PAIR COUNT
50x10	125
40x10	100
30x10	75
20x10	50
20x8	40
20x5	25

TYPE

NO. PINS PER ROW

05

PLATING OPTION

ROW OPTION

SB

OTHER OPTION

YFT  
= Header

-20  
= -05, -08,  
and -10 row

-30, -40, -50  
= -10 row only

-H  
= 30µ" (0,76 µm)  
Gold on post

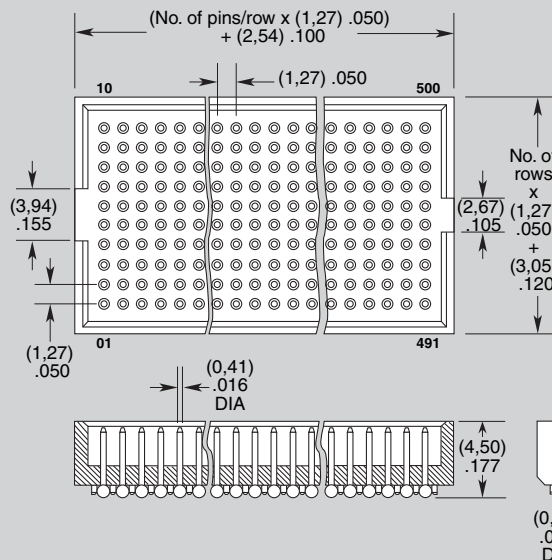
-05  
= Five Row

-08  
= Eight Row

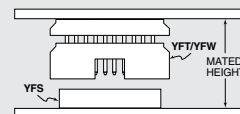
-10  
= Ten Row

-K  
= Polyimide Film Pick & Place Pad

-TR  
= Tape & Reel



## STACK HEIGHTS



HEADER/ STACKER	MATED HEIGHT
YFT-05	(5,00) .197
YFW-07*	(7,00) .276
YFW-09*	(9,00) .354
YFW-12*	(12,00) .472
YFW-19*	(19,00) .748
YFW-25*	(25,00) .984

Processing conditions will affect mated height.  
\* See YFW Series for specifications

## ALSO AVAILABLE (MOQ Required)

- 30, 40 & 50 positions in 5 & 8 rows
  - 3 & 6 rows
- Contact Samtec.

**Note:** Some sizes, styles and options are non-standard, non-returnable.