

PCB LAYOUT COMPONENT SIDE

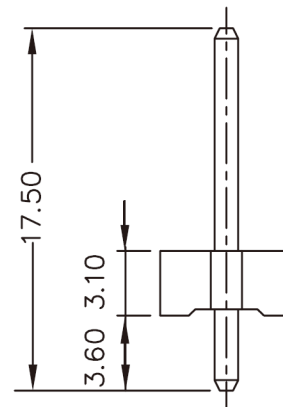
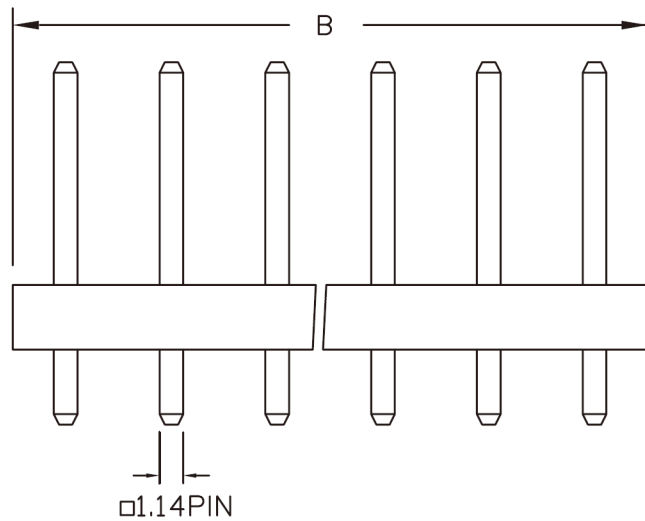
SPECIFICATIONS

Electrical

Current Rating: 5A AC, DC
Voltage Rating: 250V AC, DC
Operating Temp.: -25°C ~ +85°C
Insulation Resistance: 1000M Ω / min.
Dielectric Withstanding Voltage: 1500V AC/ min.
Contact Resistance: 10m Ω / max.

Material

Material: Nylon66, UL94V-2



Poles	Dimension mm (in.)		Part No.
	A	B	
2	5.08	10.30	LKX-D-02
3	10.16	15.40	LKX-D-03
4	15.24	20.50	LKX-D-04
5	20.32	25.60	LKX-D-05
6	25.40	30.70	LKX-D-06
7	30.48	35.80	LKX-D-07
8	35.56	41.00	LKX-D-08
9	40.64	46.10	LKX-D-09
10	45.72	51.20	LKX-D-10
11	50.80	56.30	LKX-D-11
12	55.88	61.40	LKX-D-12

RoHS Compliant

TOLERANCES ARE

the **vital**
component

DRAWING BY CY

CHECKED BY GENIUS

UNIT/ mm


SCALE 1:1

DATE

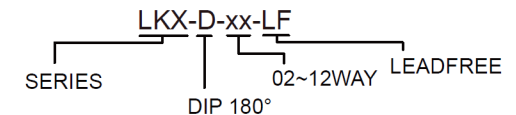
SIZE A4

P PROJECTION

X, \pm
.X \pm 0.50
.XX \pm 0.30
.XXX \pm
ANG \pm



ORDER INFORMATION



DESCRIPTION: 5.08mm Wire-to-Board Header Dip 180° Type