

C80 BOX HEADER WITH LOCKING FUNCTION SMT

PITCH: 2.0mm * 2.0mm

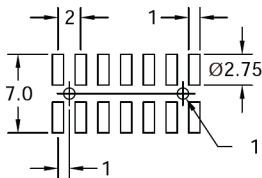
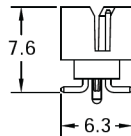
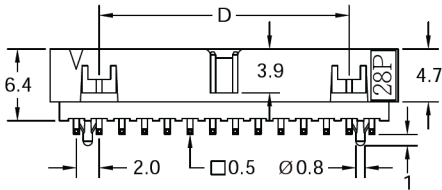
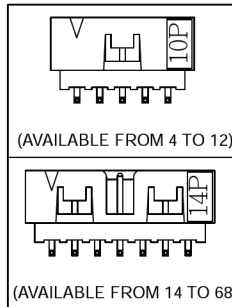
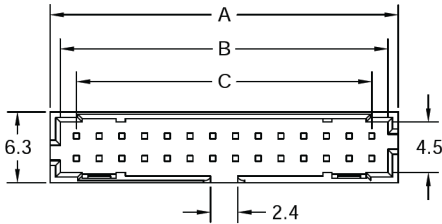

SPECIFICATIONS

Material

Insulator : LCP, glass reinforced, rated UL 94V-0
 Contact : Brass

Electrical

Current Rating : 1 Amp
 Contact Resistance : 30 mΩ max.
 Insulation Resistance : 3000 MΩ min.
 Dielectric Withstanding Voltage : 500V AC for 1minute
 Operating Temperature : -40°C to +105°C
 ► Mating Suggestion : A05e & A58a series.



RECOMMENDED P.C.B LAYOUT

POSITION	A	B	C	D
4	6.65	4.85	2.00	--
6	8.65	6.85	4.00	--
8	10.65	8.85	6.00	--
10	12.65	10.85	8.00	--
12	14.65	12.85	10.00	--
14	16.65	14.85	12.00	8.00
16	18.65	16.85	14.00	10.00
18	20.65	18.85	16.00	12.00
20	22.65	20.85	18.00	14.00
22	24.65	22.85	20.00	16.00
24	26.65	24.85	22.00	18.00
26	28.65	26.85	24.00	20.00
28	30.65	28.85	26.00	22.00
30	32.65	30.85	28.00	24.00
32	34.65	32.85	30.00	26.00
34	36.65	34.85	32.00	28.00
36	38.65	36.85	34.00	30.00
38	40.65	38.85	36.00	32.00
40	42.65	40.85	38.00	34.00
42	44.65	42.85	40.00	36.00
44	46.65	44.85	42.00	38.00
46	48.65	46.85	44.00	40.00
48	50.65	48.85	46.00	42.00
50	52.65	50.85	48.00	44.00
68	70.65	68.85	66.00	62.00



How to order: C80 - 1 - 2 - 3 - 4 - 5 - 6 - G(RoHS)

1.NO. OF CONTACT	2.CONTACT MATERIAL	3.CONTACT PLATING	4.SPECIAL FUNCTION	5.PACKAGING	6.INSULATOR COLOR
04 06 08 10 12 14 16 18 20 22 24 26 28 30 32 34 36 38 40 42 44 46 48 50 68	A: BRASS	T: TIN PLATED S: SELECTIVE G: GOLD FLASH A: 5u" INCH GOLD B: 10u" INCH GOLD C: 15u" INCH GOLD D: 30u" INCH GOLD	A: W LOCATING PEG B: W/O LOCATING PEG	A: TUBE WITH PAD B: TUBE W/O PAD C: TAPE & REEL WITH PAD	1. BLACK 