



B15 FEMALE HEADER BOTTOM CLOSE TYPE STRAIGHT PROFILE : 4.6mm

PITCH: 1.27mm & 1.27mm * 2.54mm

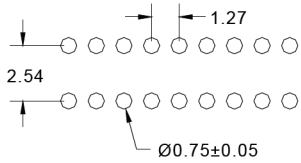
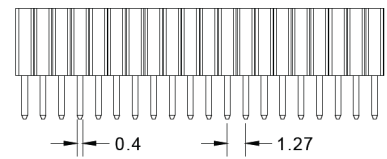
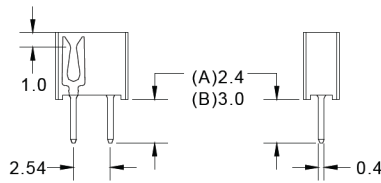
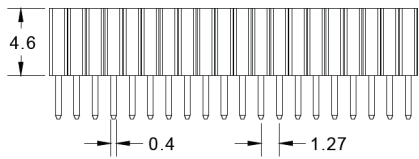
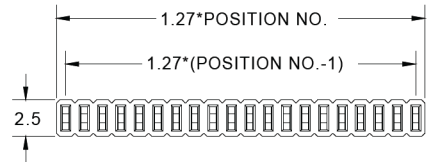
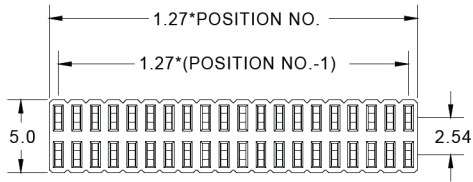
SPECIFICATIONS

Material

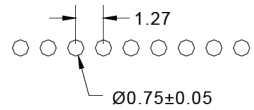
Insulator : Nylon 6T, glass reinforced, rated UL 94V-0
Contact : Phosphor Bronze

Electrical

Current Rating : 1 Amp
Contact Resistance : 30 mΩ max.
Insulation Resistance : 1000 MΩ min.
Dielectric Withstanding Voltage : 250V AC for 1minute
Operating Temperature : -40°C to +105°C
▶ Mating Suggestion : C09, C10, C13 & C14 series.



RECOMMENDED P.C.B LAYOUT



RECOMMENDED P.C.B LAYOUT

How to order: B15 - 1 - 2 - 3 - 4 - 5 - G(RoHS)

| 1.NO. OF CONTACT | 2.CONTACT MATERIAL | 3.CONTACT PLATING | 4.PIN LENGTH | 5.INSULATOR COLOR |
|----------------------------------------------------|--------------------|-----------------------------------------------------------------------------------------------------------------------------------|----------------------|-------------------------------------|
| SINGLE ROW 1*2 - 1*50 DUAL ROW 2*2 - 2*50 | B: PHOSPHOR BRONZE | T: TIN PLATED S: SELECTIVE G: GOLD FLASH A: 5u" INCH GOLD B: 10u" INCH GOLD C: 15u" INCH GOLD D: 30u" INCH GOLD | A: 2.4mm B: 3.0mm | 1. BLACK THE VITAL COMPONENT |