samtec

TOBY
THE VITAL COMPONENT

Q2™

(0.635 mm) .025"



QFSS SERIES

SHIELDED GROUND PLANE SOCKET

SPECIFICATIONS

For complete specifications and recommended PCB layouts see www.samtec.com?QFSS

Insulator Material:
Liquid Crystal Polymer
Contact, Ground Plane & Shield Material:
Phosphor Bronze
Plating:
Au over 50µ" (1.27 µm) Ni
(Tin on Ground Plane tails)
Voltage Rating:
300 VAC mated with QMSS
Operating Temp:
-55°C to +125°C
RoHS Compliant: Yes

Processing:

Lead–Free Solderable: Yes
SMT Lead Coplanarity:
(0.10 mm) .004" max (026-078)
Board Stacking:
For applications requiring more than two connectors per board, contact ipg@samtec.com

Board Mates:
QMSS

RUGGED|ZED BY SAMTEC

- Increased insertion depth
- Integral guide post

QMSS/QFSS 11 mm Stack Height	Type	Rated @ 3dB Insertion Loss*
Single-Ended Signaling	–D	6 GHz / 12 Gbps
Differential Pair Signaling	–D	7 GHz / 14 Gbps
Differential Pair Signaling	–D–DP	7.5 GHz / 15 Gbps

*Performance data includes effects of a non-optimized PCB.

Performance data for other stack heights and complete test data available at www.samtec.com?QFSS or contact sig@samtec.com

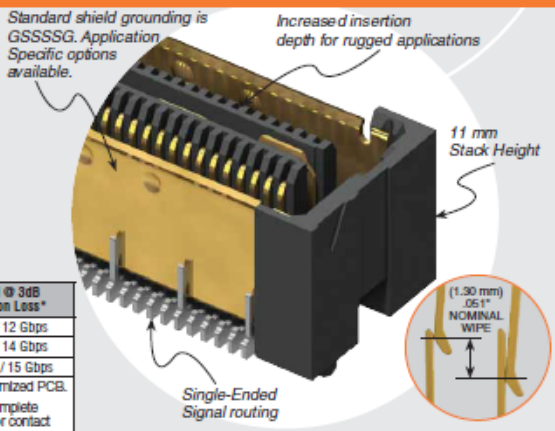

RECOGNITIONS

For complete scope of recognitions see www.samtec.com/quality

ALSO AVAILABLE (MOQ Required)

- Headers without Alignment Pins
- 8 Power Pins/End
- 4 or 8 Power Pins/End for (2.36 mm) .093" thick board
- Guide Holes
- 64 (-DP) and 104 pins per row

Contact Samtec.

APPLICATION

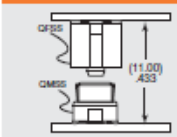

Note: Patented

Note: Some lengths, styles and options are non-standard, non-returnable.

QFSS	PINS PER ROW NO. OF PAIRS	04.25	PLATING OPTION	TYPE	A	OTHER OPTION
	–026, –052, –078 (52 total pins per bank 40 signals + 12 grounds to shield – –D) –016, –032, –048 (16 pairs per bank – –D–DP)		–L – 10µ" (0.25 µm) Gold on Signal Pins, Shield and Ground Plane (Tin on Signal Pin tails, and Ground Plane tails)	–D – Single-Ended –D–DP – Differential Pair		–PC4 – 4 Power Pins/End (N/A with –A)

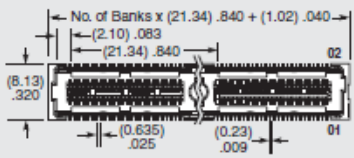

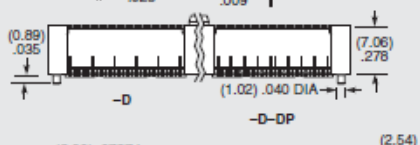

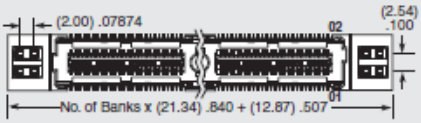

–PC4 OPTION

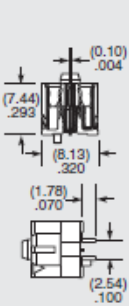

OTHER SOLUTIONS

See SO Series for precision machined standoffs.

Due to technical progress, all designs, specifications and components are subject to change without notice.