

# C07d HIGH DENSITY SHROUDED HEADER STR



**PITCH: 1.27mm \* 2.54mm**

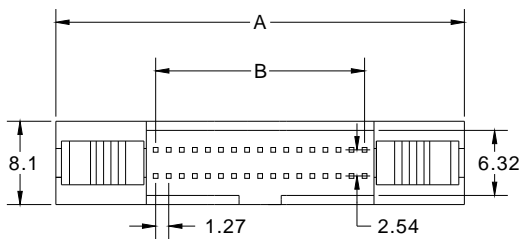
## SPECIFICATIONS

### Material

Insulator : PBT, glass reinforced, rated UL 94V-0  
 Contact : Phosphor Bronze

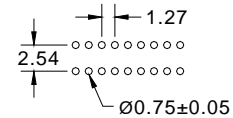
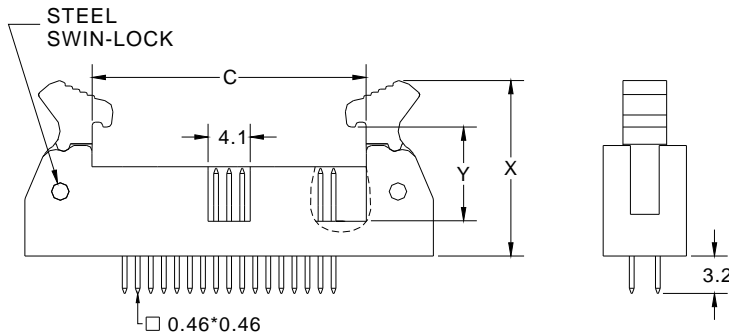
### Electrical

Current Rating : 1 Amp  
 Contact Resistance : 30 mΩ max.  
 Insulation Resistance : 1000 MΩ min.  
 Dielectric Withstanding Voltage : 250V AC for 1minute  
 Operating Temperature : -40°C to +105°C  
 ► Mating Suggestion : A07a & A62 series.



POSITION	A	B	C
10	24.50	5.08	11.46
20	30.85	11.43	17.81
26	34.66	15.24	21.62
30	37.20	17.78	24.16
34	39.74	20.32	26.70
40	43.55	24.13	30.51
50	49.90	30.48	36.86
60	56.25	36.83	43.21
68	61.33	41.91	48.29
70	62.60	43.18	49.56
80	68.95	49.53	55.91
90	75.30	55.88	62.26
100	81.65	62.23	68.61

ACCESSORIES	X	Y
LONG LATCH	18.5	10.65
SHORT LATCH	17.0	8.0



RECOMMENDED P.C.B LAYOUT



**How to order:** C07d - 1 - 2 - 3 - 4 - 5 - G(RoHS)

1.NO. OF CONTACT	2.CONTACT MATERIAL	3.CONTACT PLATING	4.ACCESSORIES	5.INSULATOR COLOR
10 20 26 30 34 40 50 60 68 70 80 90 100	B: PHOSPHOR BRONZE	T: TIN PLATED S: <b>SELECTIVE</b> G: GOLD FLASH A: 5u" INCH GOLD B: 10u" INCH GOLD C: 15u" INCH GOLD D: 30u" INCH GOLD	A: LONG LATCH B: SHORT LATCH	1. BLACK  THE VITAL COMPONENT

the **vital** component