





(1,00 mm) .0394"



FTMH-116-02-L-DV-P



SMT MICRO TERMINAL STRIPS

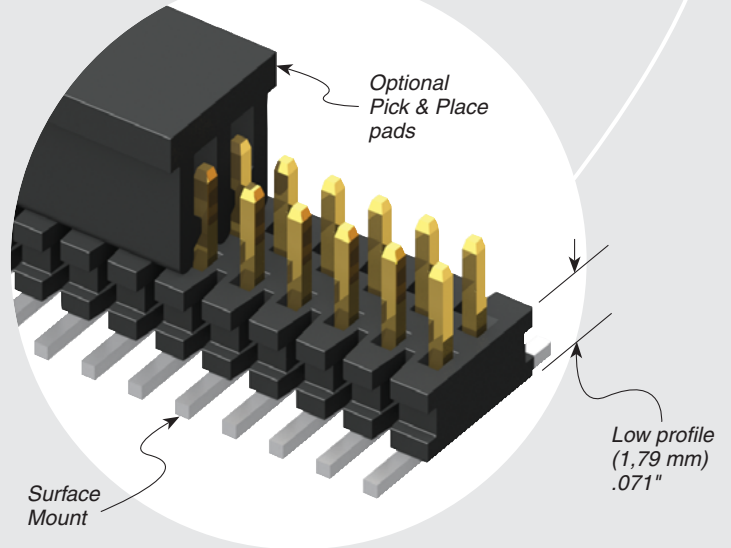
SPECIFICATIONS

For complete specifications and recommended PCB layouts see www.samtec.com?FTMH or www.samtec.com?FTM

Insulator Material: Black Liquid Crystal Polymer
Terminal Material: Phosphor Bronze
Current Rating (FTMH/CLM): 2.8 A per pin (1 pin powered per row)
Operating Temp Range: -55°C to +125°C
Plating: Sn or Au over 50µ" (1.27 µm) Ni
RoHS Compliant: Yes

Processing:
Lead-Free Solderable: Yes
-DV Lead Coplanarity: (0,10 mm) .004" max
-DH Lead Coplanarity: (0,10 mm) .004" max (05-25) (0,15 mm) .006" max (26-50)

Mates with: CLM, MLE



RECOGNITIONS

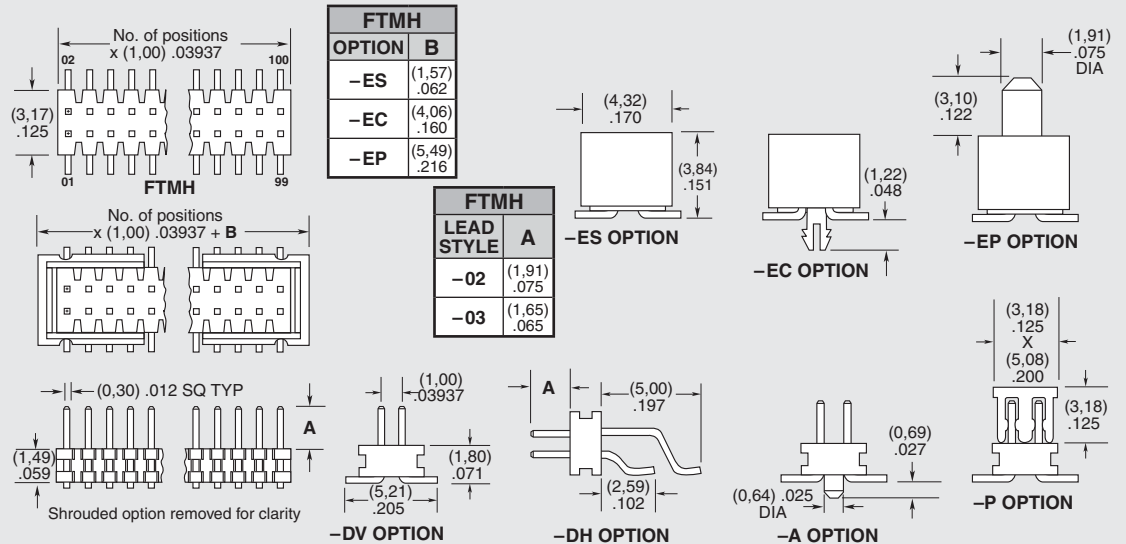
For complete scope of recognitions see www.samtec.com/quality



ALSO AVAILABLE (MOQ Required)


- End shrouds with board locks
 - Molded end shrouds for 05 through 08 positions
 - Other platings
- Contact Samtec.

TYPE STRIP	1	NO. PINS PER ROW	LEAD STYLE	PLATING OPTION
FTMH = SMT Micro		FTMH = 05 thru 50	-02 = (1,91 mm) .075" Post (Mates with MLE)	-F = Gold flash on post, Matte Tin on tail
FTM = Micro Low Profile		FTM = 02 thru 50 (unshrouded) = 05 thru 46 (shrouded)	-03 = (1,65 mm) .065" Post (Mates with CLM)	-L = 10µ" (0,25 µm) Gold on post, Matte Tin on tail




Note: Some lengths, styles and options are non-standard, non-returnable.


FTMH-122-02-F-DV-EC




FTMH-120-02-L-DV




FTMH-135-02-F-DH



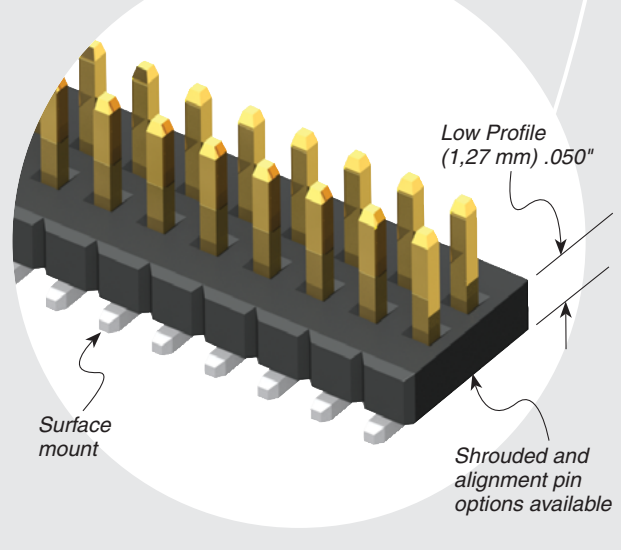

FTMH-125-02-L-DV



FTMH-128-03-L-DV-EP

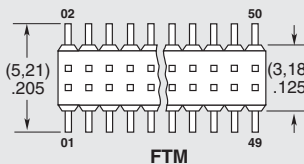


FTMH, FTM SERIES



ROW OPTION

- DV = Dual Vertical
- DH = Dual Horizontal (FTMH only)



FLEX SHROUD OPTIONS

- (FTMH-DV only with 9 pins/row minimum)
 - ES = End Shroud
 - EC = End Shroud with Locking Clip (Manual placement required)
 - EP = End Shroud with Guide Post (Use only when mating with CLM)

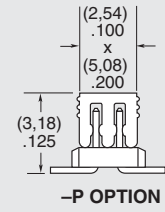
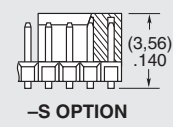
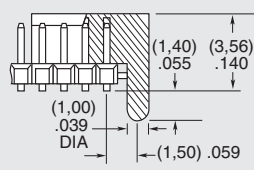
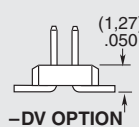
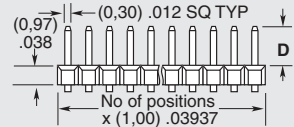
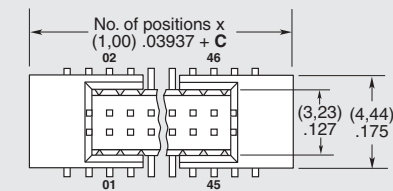
- (FTM only)
 - S = End Shroud (05 positions minimum). Molded or press fit shroud at Samtec's discretion (See assembly print at www.samtec.com?FTM for dimensions)
 - SA = End Shroud with Alignment Pins (05 through 46 positions)

OTHER OPTIONS

- A = Alignment Pin (3 positions minimum) Metal or plastic at Samtec discretion (FTMH-DV only)
- K = (2,50 mm) .098" DIA Polyimide Film Pick & Place Pad (FTMH-DH only)
- P = Plastic Pick & Place Pad (-DV only) (6 positions minimum FTMH) (7 positions minimum FTM)
- TR = Tape & Reel

FTM	
OPTION	C
-S	(7,00) .276
-SA	(4,00) .157

FTM	
LEAD STYLE	D
-02	(1,91) .075
-03	(1,65) .065



Shrouded options removed for clarity