c US E182481

RoHS COMPLIANT

REV	DESCRIPTION	DATE
A1	EN980401-1	2009/04/01

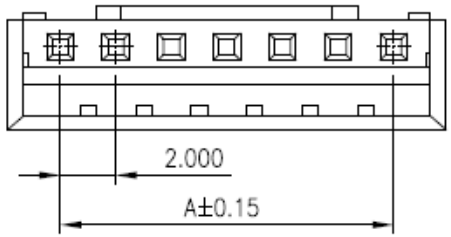

04~16PIN

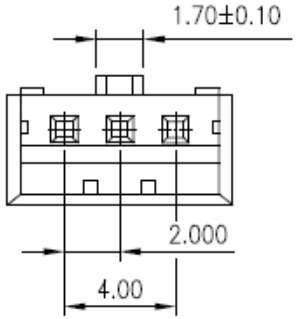

03PIN

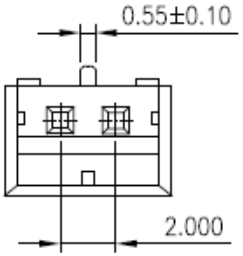

02PIN

Ordering Information

PH200- xx - H

1

Option 1(xx) Number of contacts (in total)
02,03,04,05,06,07,08,09,10,11, 12,13,14,15 & 16

Please note - some sizes may be subject to MOQ

Available mating crimps

PH200T-L (loose) No MOQ
PH200T-010 (reeled - 10000 per reel)

Mates with Valcon PH200-xx-y-010 PCB headers

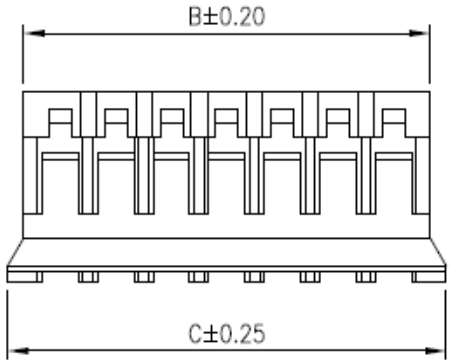

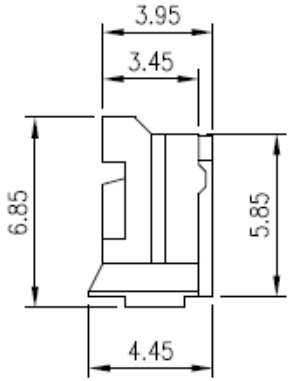

Specification:

Housing Material:	White Nylon 66 UL94V-0
Crimp Material:	Phosphore Bronze (0.2mm thickness)
Crimp Plating:	Tin
Current Rating:	2 Amps
Rated Voltage:	250V AC/DC
DWV:	800V AC for 1 minute
Insulation Resistance:	1000 MΩ min.
Contact Resistance:	20 mΩ max.
Operating Temperature:	-25°C to +85°C
Tolerance:	±0.25mm
Crimp Wire Size:	AWG 26 ~30 only
Crimp Wire Insulation OD:	1.40mm Max.

Circuits	Dimension mm		
	A	B	C
2	2.0	4.65	5.8
A:2.0X(PART NO. OF PIN)−2.0 B:2.0X(PART NO. OF PIN)+0.65 C:2.0X(PART NO. OF PIN)+1.8			
16	30.0	32.65	33.8

TOLERANCE	
X.	--
X.X	±0.25
X.XX	±0.15
X.XXX	±0.05
ANGULAR	--

APPROVALS		
DRAWN	Denise	01-March-2009
CHECKED	Kang	01-March-2009
APPROVED	Jessica	01-March-2009

the **vital** component

TITLE: 2.0mm(.079") Pitch Wire to Wire Housing

VIEW	SCALE	REV.
	4:1	A1
UNIT: MM	SIZE: A4	SHEET: 1 OF 1

VALCON

TOBY
THE VITAL COMPONENT