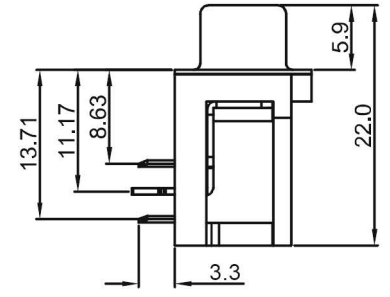
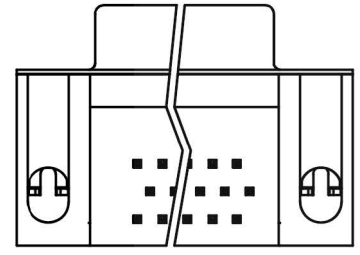
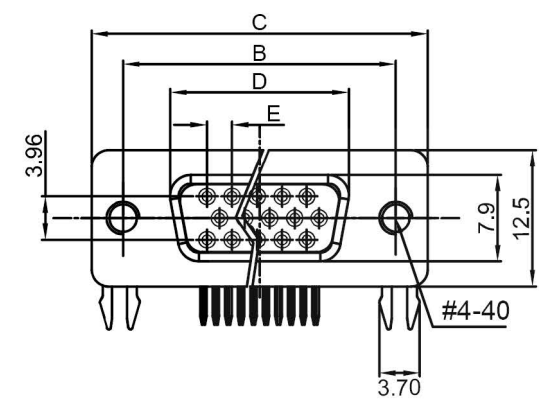


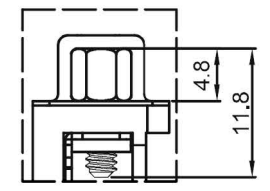
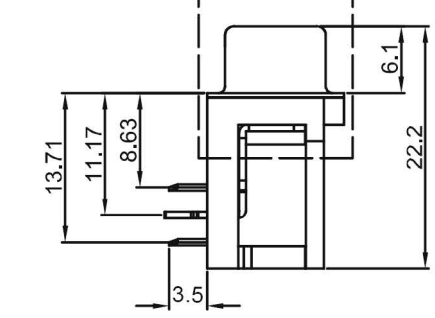
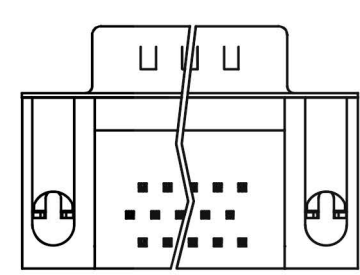
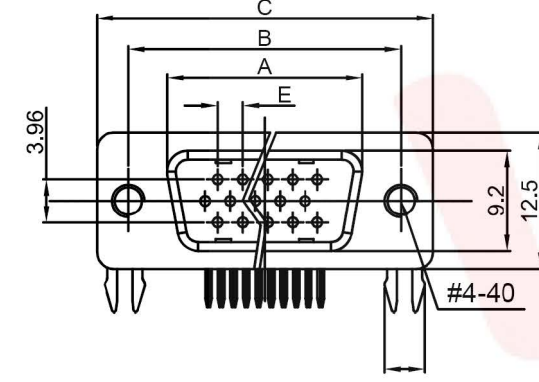
Dept	Qty
DC	1
ED	1
IE	1
ISO	1
PD	1
R&D	1
SD	1
QA	1
QC	1
QE	1

REV.	DESCRIPTION	DRAWN	CHECKED	APPROVED
A	NEW RELEASE	LJH 09/27/05'		LJC 09/27/05'
D	DRAWING UPDATE	JLZ 10/07/20'		

[Female]



[Male]



With screw and rivet type

NOTES:

- Electrical characteristics:
 - Contact resistance: 20mΩ Max. Initial.
 - Dielectric withstanding voltage: 500V AC(rms) for 1 minute.
 - Insulation resistance: 1000MΩ Min.
- Environment characteristics:
 - Temperature range: -40°C~+105°C.
- Materials:
 - Insulator:PBT+Glass fiber, UL94V-0
 - Color of housing: Black
 - Shell:Steel
 - Shell Plating: Nickel
 - Contact:Copper alloy
 - Contact Plating: Selective Gold Flash
- Product number code:

HL-XX-X

Connector type
P:Male F:Female
No.of contacts
15, 26, 44, 62



ALCON

QUALITY VALUE COMPONENTS



(Series Image-Reference Only)

Dimension

Position	A±0.2	B±0.2	C±0.3	D	E
15	17.90	24.99	30.84	16.33	2.29
26	26.50	33.32	39.14	24.66	2.29
44	40.00	47.04	53.04	38.38	2.29
62	56.50	63.50	69.32	54.84	2.41

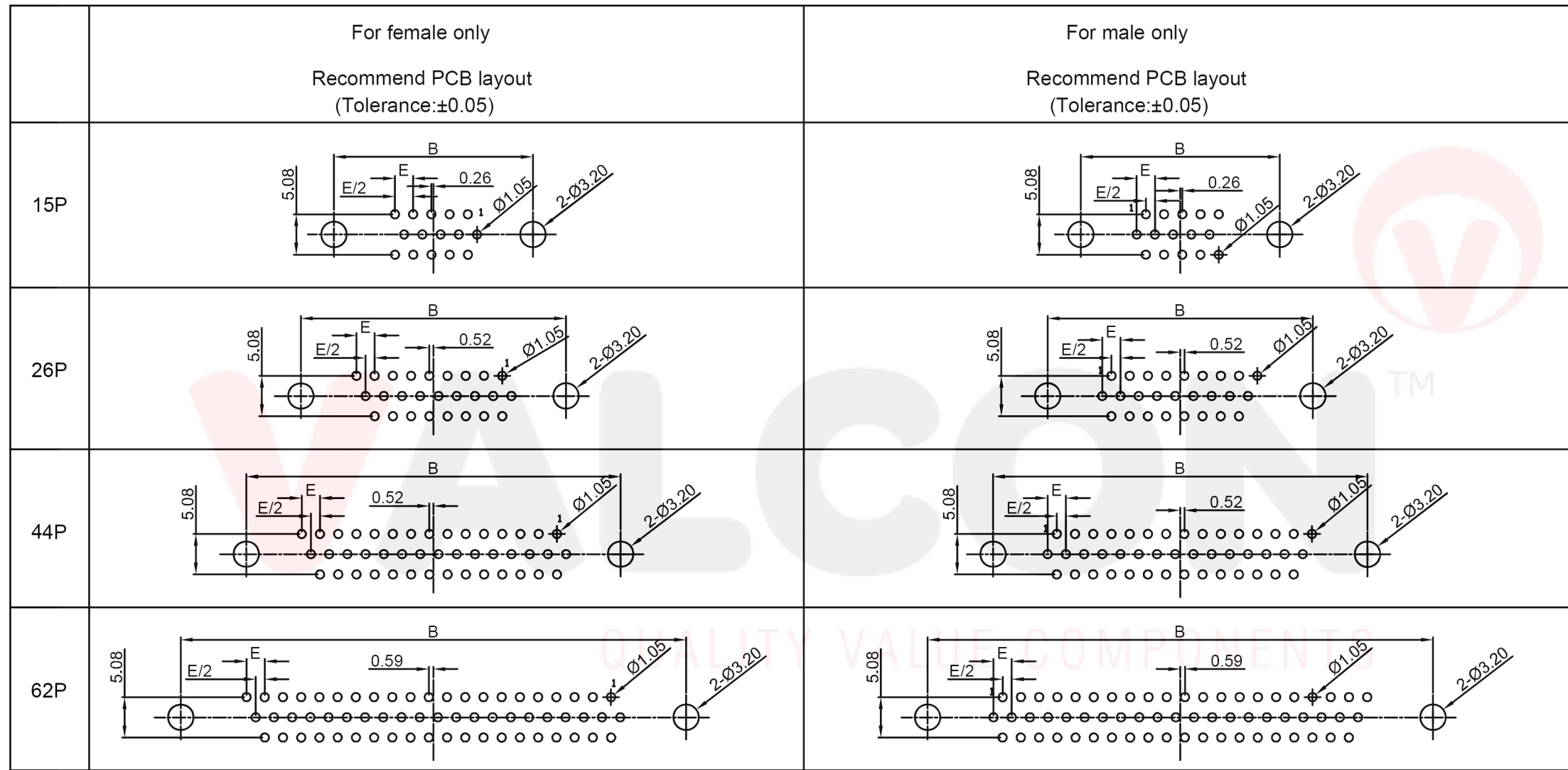
GENERAL TOLERANCE		ANGLE TOLERANCE	
X.	±0.60	X.	±5°
.X	±0.38	.X	±3°
.XX	±0.25	.XX	±2°
DRAWING TYPE	CUSTOMER		
SCALE	1:1	SHEET	1 OF 1
DRAWING NO.	HL-xx-x		

PROJECTION		TITLE	H.D-SUB R/A Type
UNITS	mm		
SHEET SIZE	A4	SERIES	HL SERIES

TOBY ELECTRONICS LTD
www.toby.co.uk | sales@toby.co.uk

Dept	Qty
DC	1
ED	1
IE	1
ISO	1
PD	1
R&D	1
SD	1
QA	1
QC	1
QE	1

REV.	DESCRIPTION	DRAWN	CHECKED	APPROVED
A	NEW RELEASE	LL 09/25/06'		LJC 09/25/06'
C	DRAWING UPDATE	JLZ 08/26/19'		



GENERAL TOLERANCE		ANGLE TOLERANCE		PROJECTION		TITLE	H.D-SUB R/A Type	
X.	±0.60	X.	±5°	UNITS	mm			
.X	±0.38	.X	±3°	SHEET SIZE	A4	SERIES	HL SERIES	
.XX	±0.25	.XX	±2°	TOBY ELECTRONICS LTD www.toby.co.uk sales@toby.co.uk				
DRAWING TYPE		CUSTOMER						
SCALE		1:1	SHFFT 2 OF 2					
DRAWING NO.		HL-xx-x						