Dept / Qty	
DC	1
ED	1
IE	1
ISO	1
PD	1
R&D	1
SD	1
QA	1
QC	1
QE	1

REV.	DESCRIPTION	DRAWN	CHECKED	APPROVED
A	NEW RELEASE	YCH 04/20/07		LJC 04/20/07
K	DRAWING UPDATE	JLZ 04/29/19'	HZW 04/29/19'	LJC 04/29/19'
L	DRAWING UPDATE	JLZ 06/01/19'		

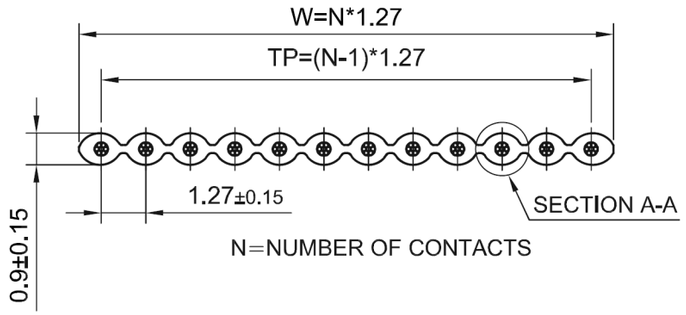

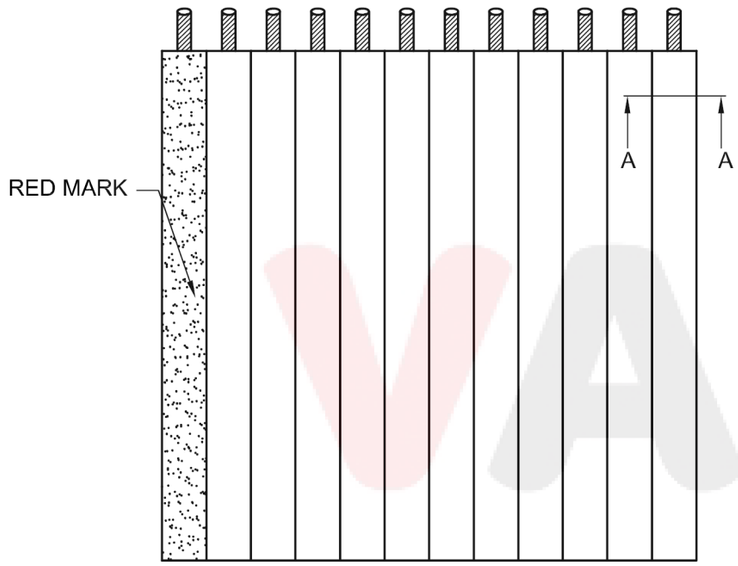

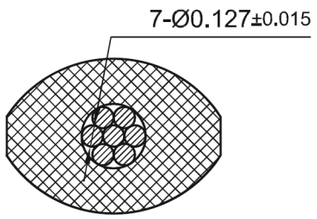

SECTION A-A (4:1)

NOTES:

1. Insulation material: PVC
   Color: Grey
2. SPECIFICATION
   . Rating: 300V
   . Conductor Size: 28AWG
   . Insulation resistance: 100MΩ/km min.
   . Operating temperature:-20°C~70°C.
3. APPLICATION
   . Internal wiring of computers,electronic exchanges,measurement control devices, business machines,communication devices, and other electronic equipment.
4. Product Number Code
   VFC – X – X – G
   - Packing Specifications
     305: 30.5m/reel(100ft)
   - No.Of positions
     06: 6pin
     64: 64pin

Number	Dimensions			Max. conductor resistance DC 20°C Ω/m
	TP(mm)	W(mm)	Tolerance	
06	6.35	7.62	±0.30	
08	8.89	10.16	±0.30	
10	11.43	12.70	±0.30	
14	16.51	17.78	±0.30	
16	19.05	20.32	±0.30	
20	24.13	25.40	±0.30	
24	29.21	30.48	±0.30	Ø01.27<0.237
26	31.75	33.02	±0.30	
30	36.83	38.10	±0.30	
34	41.91	43.18	±0.40	
40	49.53	50.80	±0.40	
50	62.23	63.50	±0.40	
60	74.93	76.20	±0.40	
64	80.01	81.28	±0.40	

GENERAL TOLERANCE		ANGLE TOLERANCE	
X.	±0.60	X.	±5°
.X	±0.38	.X	±3°
.XX	±0.25	.XX	±2°

DRAWING TYPE	CUSTOMER		
SCALE	1:1	SHEET	1 OF 1
DRAWING NO.	VFC-xx-XXX-G		

PROJECTION		TITLE	2651 GRAY FLAT CABLE
UNITS	mm		
SHEET SIZE	A4	SERIES	VFC SERIES

TOBY ELECTRONICS LTD
www.toby.co.uk | sales@toby.co.uk

VALSON™ QUALITY VALUE COMPONENTS