Dept / Qty	
DC	1
ED	1
IE	1
ISO	1
PD	1
R&D	1
SD	1
QA	1
QC	1
QE	1

REV.	DESCRIPTION	DRAWN	CHECKED	APPROVED
A	NEW RELEASE	LJH 09/29/05'	~	LJC 09/29/05'
C	DRAWING UPDATE	JLZ 03/28/18'	~	LJC 03/28/18'
D	DRAWING UPDATE	JLZ 06/30/18'	~	LJC 06/30/18'
E	DRAWING UPDATE	JLZ 05/20/21'	~	

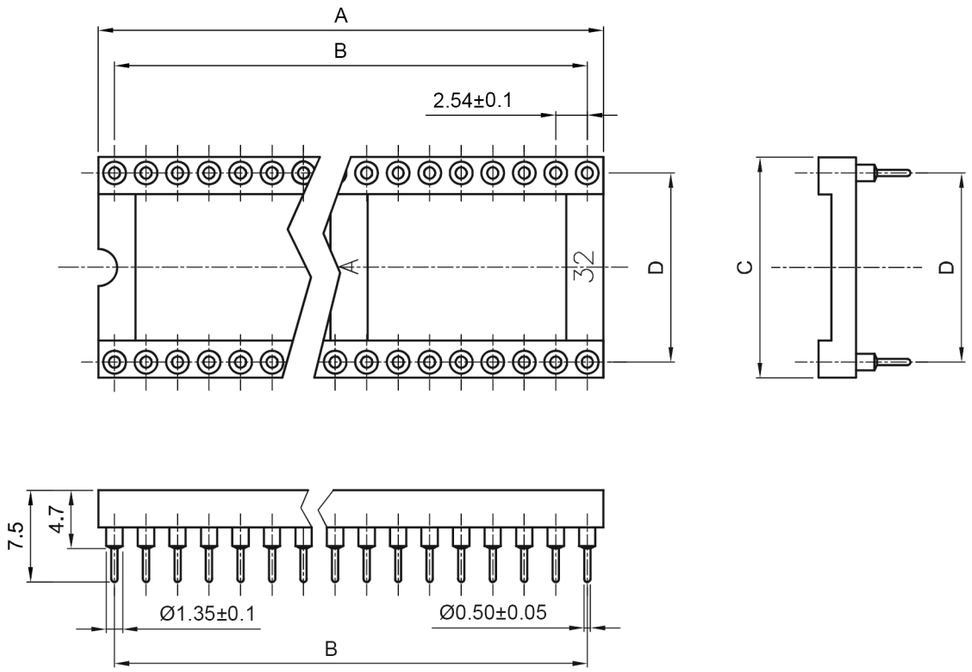

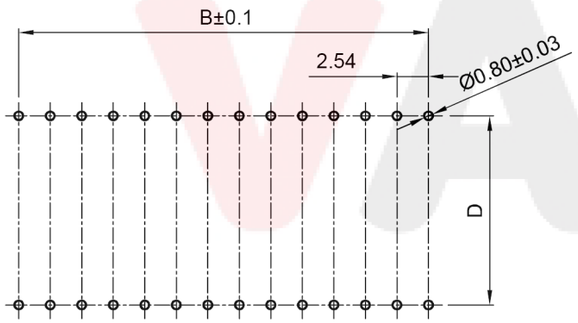

Recommended PCB Layout(Tolerance=±0.05)



(Series Image-Reference Only)

Notes:

1. Specifications:
   - 1.1 Contact resistance: 20m ΩMax.
   - 1.2 Dielectric withstanding voltage: 500V AC For 1 minute.
   - 1.3 Insulation resistance: 1000M ΩMin.
   - 1.4 Operating temperature: -40°C~+105°C.
   - 1.5 Male pin range: Ø0.381~0.635.
   - 1.6 Current rating: 3A Per Pin Max.
2. Materials:
   - 2.1 Contact Material: Copper Alloy.
   - 2.2 Contact Plating: Tin Plating Over Nickel.
   - 2.3 Insulator Material: PBT, Black,UL94-V0.
   - 2.4 Pin Plating: Full Tin
   - 2.5 Clip Plating: Full gold flash
3. Packing:
   - 3.1 Tube + Rubber Bung
4. Product number code:

VSIC-D0X-xx-LF

- xx: No. of contacts: (*Width Dependant*)
  06 08 12 14 16 18
  20 24 28 32 40
- D0X: Width:
  D03: 7.62mm (06-28P)
  D06: 15.24mm(24-40P)

Positions	Dimension				Central Support	Pack
	A±0.5	B±0.3	C	D±0.2		Pcs/Tube
06	7.62	5.08	10.16	7.62	No	80
08	10.16	7.62	10.16	7.62	No	60
14	17.78	15.24	10.16	7.62	No	34
16	20.32	17.78	10.16	7.62	No	30
18	22.86	20.32	10.16	7.62	No	26
20	25.40	22.86	10.16	7.62	No	24
24	30.48	27.94	10.16	7.62	No	20
28	35.56	33.02	10.16	7.62	No	17
24	30.48	27.94	17.78	15.24	Yes	20
28	35.56	33.02	17.78	15.24	Yes	17
32	40.64	38.10	17.78	15.24	Yes	15
40	50.80	48.26	17.78	15.24	Yes	12

GENERAL TOLERANCE		ANGLE TOLERANCE	
X.	±0.60	X.	±5°
.X	±0.38	.X	±3°
.XX	±0.25	.XX	±2°

DRAWING TYPE	CUSTOMER		
SCALE	1:1	SHEET	1 OF 1
DRAWING NO.	VSIC-D0X-xx-LF		

PROJECTION		TITLE	2.54mm IC SOCKET(Machine Pin) Vertical Through Type
UNITS	mm		
SHEET SIZE	A4	SERIES	VSIC SERIES

Toby Electronics Ltd
www.toby.co.uk | sales@toby.co.uk