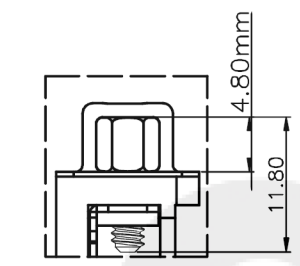
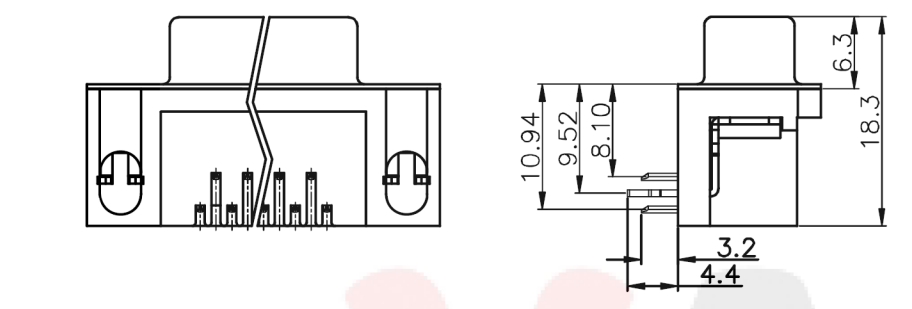
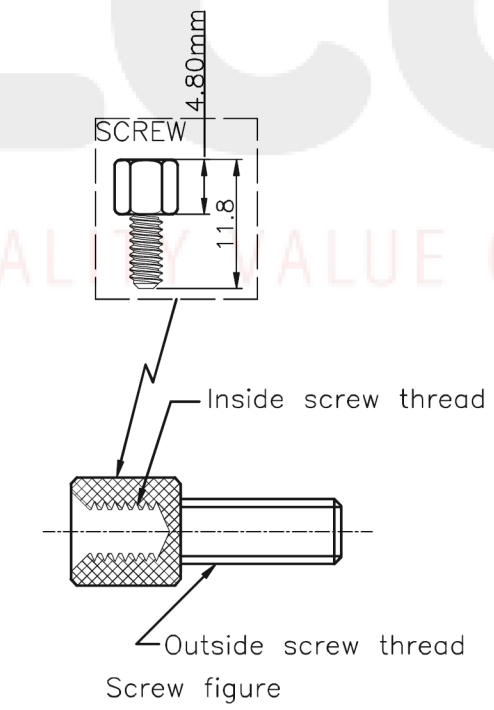
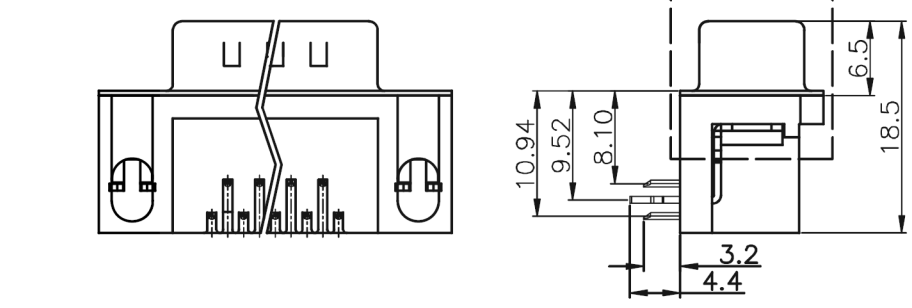
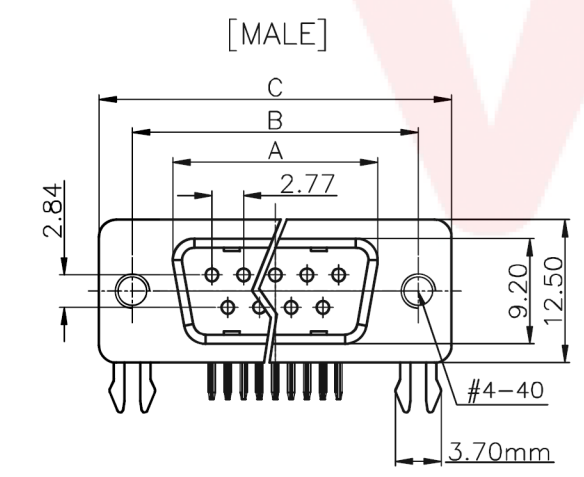


RECOMMEND PCB LAYOUT(TOLERANCE=±0.05)  
(VIEW FROM TOP SIDE)



WITH SCREW AND RIVET



REV.	DESCRIPTION	DRAWN	CHECKED	APPROVED
A	NEW RELEASE	LJH 05/13/06'		LJC 05/13/06'
E	ADD SCREW TYPE	YCH 05/28/09'		LJC 05/28/09'
H	DRAWING UPDATE	JLZ 08/08/17'		

NOTES:

- SPECIFICATIONS:
  - VOLTAGE RATING: 250V AC.
  - CONTACT CURRENT RATING: 1.5A MAX. PER PIN.
  - CONTACT RESISTANCE: 20mΩ MAX.
  - DIELECTRIC WITHSTANDING VOLTAGE: 500V AC(rms) FOR 1 MINUTE.
  - INSULATION RESISTANCE: 1000MΩ MINI.
  - TEMPERATURE RANGE: -40°C~+105°C.
- MATERIALS:
  - INSULATOR MATERIALS: PBT UL94 V-0
  - COLOR OF HOUSING: BLACK
  - SHELL PLATING: Tin
  - CONTACT PLATING: SELECTIVE GOLD FLASH
  - BOARD LOCK MATERIALS: STEEL
  - SCREW MATERIALS: STEEL

3. PRODUCT NUMBER CODE:

DMR - xx - x  
 P: MALE S: FEMALE  
 No. OF CONTACT  
 09,15,25,37

Dimensions:

Positions	A±0.2	B±0.2	C±0.2	D
9	17.90	24.99	30.80	16.33
15	26.50	33.32	39.14	24.66
25	40.00	47.04	53.04	38.38
37	56.50	63.50	69.32	54.84

GENERAL TOLERANCE		ANGLE TOLERANCE		PROJECTION	TITLE	D-SUB STANDARD RIGHT ANGLE(7.2mm) TYPE			
X.	±0.60	X.	±5°		mm				
.X	±0.38	.X	±3°		A4	SERIES	DMR SERIES		
.XX	±0.25	.XX	±2°		<b>TOBY ELECTRONICS LTD</b> www.toby.co.uk   sales@toby.co.uk				
DRAWING TYPE		CUSTOMER							
SCALE		1:1	SHEET	1 OF 1					
DRAWING NO.		DMR-XX-X							