




FT5-15-03.0-L-DV-TH

FT5-15-01.0-L-DV-TH



FT5-30-01-L-RA

FS5-15-04.0-L-DV-TH



FT5-30-04.0-L-DV-TH

(0,50 mm) .0197"

FT5, FS5 SERIES

# HIGH SPEED FLOATING CONTACT SYSTEM

FT5 Mates with:

FS5

FS5 Mates with:

FT5

## SPECIFICATIONS

For complete specifications and recommended PCB layouts see [www.samtec.com?FT5](http://www.samtec.com?FT5) or [www.samtec.com?FS5](http://www.samtec.com?FS5)

**Insulator Material:** Black Liquid Crystal Polymer  
**Contact Material:** Phosphor Bronze (FT5) BeCu (FS5)

**Weld Tab:** Phosphor Bronze

**Plating:** Au or Sn over 50µ" (1,27 µm) Ni

**Current Rating:** 1.8 A per pin  
**Operating Temp Range:** -55°C to +125°C

**RoHS Compliant:** Yes

**Lead-Free Solderable:** Yes

## RECOGNITIONS

For complete scope of recognitions see [www.samtec.com/quality](http://www.samtec.com/quality)



## MATED HEIGHT

MATED HEIGHT*		
FS5 LEAD STYLE	FT5 LEAD STYLE	
	-01.0	-03.0
-04.0	(5,00) .197	(7,00) .276

\*Processing conditions will affect mated height.

**Note:** Floating contact system provides 0,50 mm float in X and Y directions.

**Note:** Some lengths, styles and options are non-standard, non-returnable.

FT5	NO. OF POSITIONS	LEAD STYLE	PLATING OPTION	ROW OPTION	TH	OPTION						
	-15, -30 (Per Row)	-01.0 = 1 mm Body Height  -03.0 = 3 mm Body Height  -01 = Right Angle	-L = 10µ" (0,25 µm) Gold on contact, Matte Tin on tail	-DV = Vertical  -RA = Right Angle	Leave blank for -RA  -TH = Through-hole weld tab	Required callouts  -P = Pick & Place Pad (-DV only)  -K = (5,00 mm) .197" DIA Polyimide Film Pick & Place Pad (-RA only)  -TR = Tape & Reel						
	<p>No. of positions per row x (0,50) .01969 + (6,80) .268</p> <p>No. of positions per row x (0,50) .01969 + (5,58) .219</p>	<table border="1"> <thead> <tr> <th>LEAD STYLE</th> <th>A</th> </tr> </thead> <tbody> <tr> <td>-01.0</td> <td>(3,72) .146</td> </tr> <tr> <td>-03.0</td> <td>(5,72) .225</td> </tr> </tbody> </table>	LEAD STYLE	A	-01.0	(3,72) .146	-03.0	(5,72) .225	<p>No. of positions per row x (0,50) .01969 + (10,10) .397</p>			
LEAD STYLE	A											
-01.0	(3,72) .146											
-03.0	(5,72) .225											
	-DV OPTION		-RA OPTION									

FS5	NO. OF POSITIONS	LEAD STYLE	PLATING OPTION	DV	TH	K	TR
	-15, -30 (Per Row)	-04.0 = 4 mm Body Height	-L = 10µ" (0,25 µm) Gold on contact, Matte Tin on tail		-TH = Through-hole weld tab	-K = (8,25 mm) .325" DIA Polyimide Film Pick & Place Pad	-TR = Tape & Reel
	<p>No. of positions per row x (0,50) .01969 + (6,80) .268</p>						
	<p>No. of positions per row x (0,50) .01969 + (3,00) .118</p>						

## ALSO AVAILABLE (MOQ Required)

- Other lead counts
- Surface mount weld tab Contact Samtec.