


# TIGER CLAW™ SOCKET STRIP

(2.00 mm) .0787" PITCH • MMS SERIES

8  
G b p s



## MMS

### Board Mates:

TMMH, TMM, MTMM, MMT,  
TW, LTMM, ZLTMM, TSH

### Cable Mates:

TCMD

**TIGER CLAW™**  
CONTACT

## SPECIFICATIONS

### Insulator Material:

Black LCP

### Contact Material:

Phosphor Bronze

### Plating:

Sn or Au over

50 μ" (1.27 μm) Ni

### Current Rating (MMS/TMM):

3.9 A per pin

(2 pins powered)

### Operating Temp Range:

-55 °C to +125 °C with Gold

-55 °C to +105 °C with Tin

### Insertion Depth:

DH = (2.13 mm) .084" to

(2.79 mm) .110" ,

SH = (2.13 mm) .084"

minimum or pass-through

Top Entry DV/SV =

(2.13 mm) .084" to

(4.32 mm) .170"

Bottom Entry DV/SV =

(4.27 mm) .168" minimum

(Plus board)

## PROCESSING

### Lead-Free Solderable:

Yes

### SMT Lead Coplanarity:

(0.15 mm) .006" max\*

\*(.004" stencil solution

may be available)

**ALSO AVAILABLE**  
MOQ Required

Alignment Pin (-DV only)

Locking clips and Through-hole

pass-through options

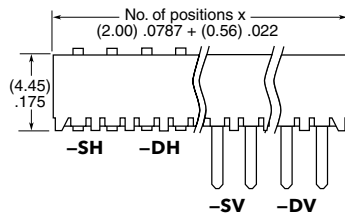
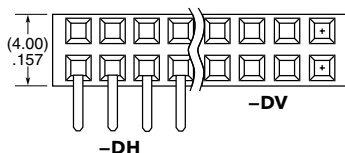
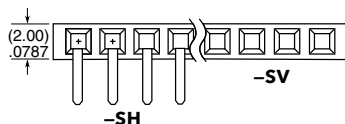
Other platings

### Note:

Some lengths, styles and  
options are non-standard,  
non-returnable.

MMS	- 1	NO. PINS PER ROW	- 01	PLATING OPTION	- ROW OPTION	OPTION
-----	-----	------------------	------	----------------	--------------	--------

02 thru 40



**-F**  
= Gold flash on contact,  
Matte Tin on tail

**-L**  
= 10 μ" (0.25 μm)  
Gold contact,  
Matte Tin on tail

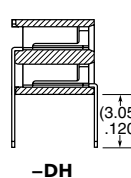
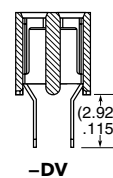
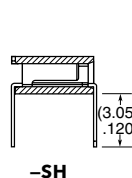
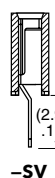
**-SV**  
= Single  
Vertical

**-SH**  
= Single  
Horizontal

**-DV**  
= Double  
Vertical

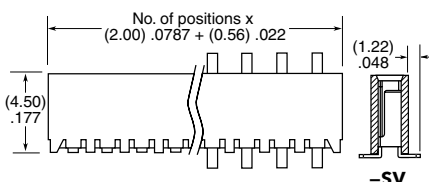
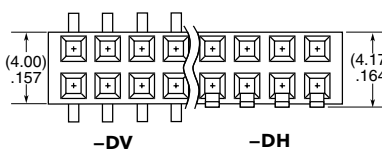
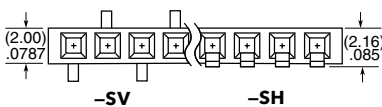
**-DH**  
= Double  
Horizontal

**-"XX"**  
= Polarized  
Position



MMS	- 1	NO. PINS PER ROW	- 02	PLATING OPTION	- ROW OPTION	OTHER OPTION
-----	-----	------------------	------	----------------	--------------	--------------

02 thru 40



**-F**  
= Gold flash  
on contact,  
Matte Tin on tail

**-L**  
= 10 μ" (0.25 μm)  
Gold contact,  
Matte Tin on tail

**-SV**  
= Single  
Vertical

**-SH**  
= Single  
Horizontal

**-DV**  
= Double  
Vertical

**-DH**  
= Double  
Horizontal

**-"XX"**  
= Polarized Position

**-K**  
= (5.50 mm) .217" DIA  
Polyimide Film  
Pick & Place Pad  
(-SV & -DV only)  
(-SV = 3 positions min.)  
(-DV = 4 positions min.)

**-M**  
= Metal Pick & Place Pad  
(4 positions min.)  
(-DV only)

**-P**  
= Plastic Pick & Place Pad  
(4 positions min., -SV only)  
(5 positions min., -DV only)

**-TR**  
= Tape & Reel

**-FR**  
= Full Reel  
Tape & Reel  
(must order max.  
quantity per reel;  
contact Samtec for  
quantity breaks)

