



GRF1-P-P-08-E-ST-TH1

GRF1-P-P-04-E-ST-TH1



GRF1-J-P-04-E-ST-TH1

GRF1-J-P-04-E-ST-TH1-E

GRF1-J, GRF1-P SERIES

(5.00 mm) .197"

50 Ω GANGED MICRO-MINI RF SYSTEMS

SPECIFICATIONS

For complete specifications and recommended PCB layouts see www.samtec.com?GRF1-J or www.samtec.com?GRF1-P

Shell Material:

Brass

Insulator Material:

PTFE

Contact Material:

BeCu

Pin Material:

Brass

Plating:

30 μm (0.76 μm) Au over 50 μm (1.27 μm) Ni

Current Rating (GRF1-J/GRF1-P):

Signals: 3.6 A per pin (8 adjacent pins powered)

Grounds: 6.2 A per pin (8 adjacent pins powered)

Operating Temp Range:

-40 °C to +90 °C

Impedance:

50 Ω

Dielectric

Withstanding Voltage:

500 Vrms, 50 Hz

Dielectric Working Voltage:

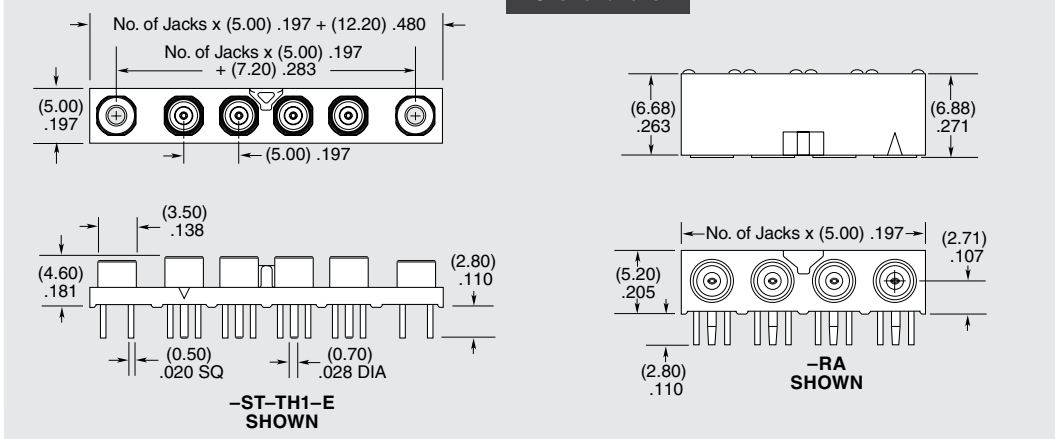
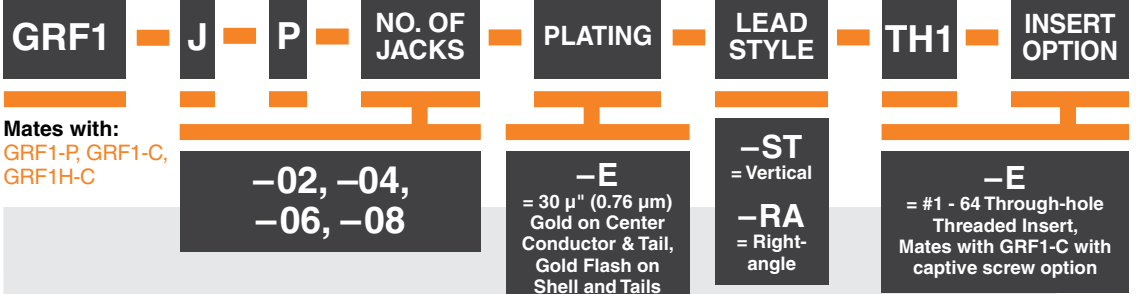
170 Vrms, 50 Hz

Frequency Range:

0-6 GHz

RoHS Compliant:

Yes



PROCESSING

Lead-Free Solderable:

Yes

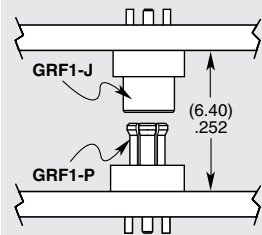
RECOGNITIONS

For complete scope of recognitions see www.samtec.com/quality



FILE NO. E111594

APPLICATION



OTHER SOLUTIONS

- Cable assembly (see GRF1-C Series)

