samtec

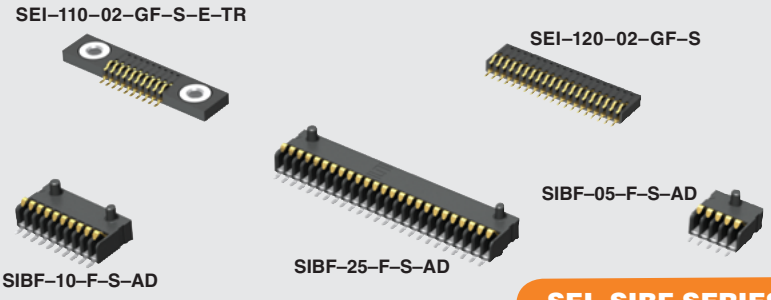

(1,00 mm) .0394"(SEI) (1,27 mm) .050"(SIBF)

SEI, SIBF SERIES

ONE PIECE INTERFACE

SPECIFICATIONS

For complete specifications and recommended PCB layouts see www.samtec.com?SEI

Insulator Material:
Liquid Crystal Polymer
Contact Material:
Phosphor Bronze
Plating:
Au over 50µ" (1,27 µm) Ni
Current Rating:
2.3 A per pin (1 pin powered)
Operating Temp Range:
-55°C to +125°C
Mating Force:
50g (0,49 N) per contact
Voltage Rating:
400 VAC
Cycles: 100 min
Contact Deflection:
(0,46 mm) .018" nominal
RoHS Compliant: Yes

Processing:

Lead-Free Solderable: Yes
SMT Lead Coplanarity:
(0,10 mm) .004" max (05-25)
(0,15 mm) .006" max (30)

RECOGNITIONS

For complete scope of recognitions see www.samtec.com/quality

FILE NO. E111594

SEI – 1 NO. OF POSITIONS – 02 – PLATING OPTION – S – INSERT OPTION – ALIGNMENT OPTION – OTHER OPTION

05, 10, 15, 20, 25, 30
(Standard sizes)

–G
= 10µ" (0,25 µm) Gold

–GF
= 3µ" (0,08 µm) Gold flash

Leave blank for Short Version (No screw down inserts or holes)

–E
= #2-56 x 1/16" screw thread

–M
= 2,00 mm x 0,40 mm screw thread

Leave blank for no Alignment Pin

–AT
= Alignment Pin Top Side

–AB
= Alignment Pin Bottom Side

–TR
= Tape & Reel

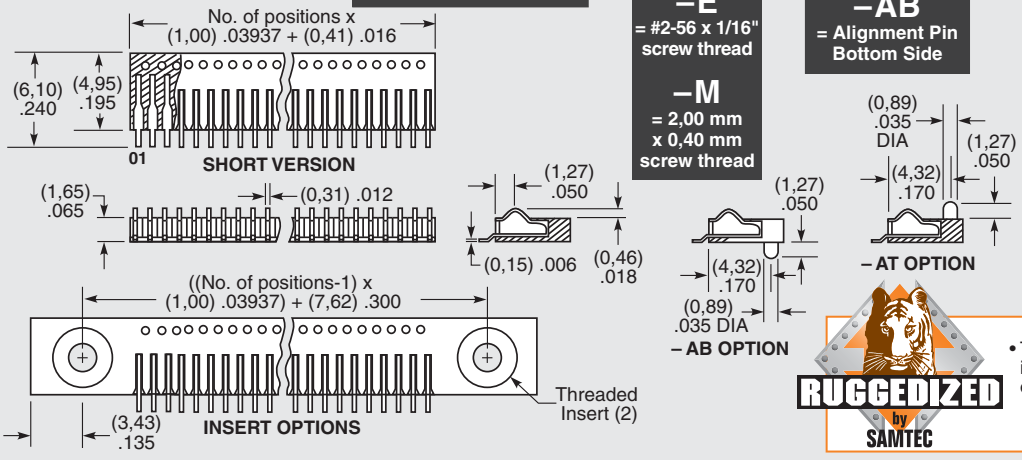

RUGGEDIZED by SAMTEC

• Threaded insert option

SPECIFICATIONS

For complete specifications and recommended PCB layouts see www.samtec.com?SIBF

Insulator Material:
Black Liquid Crystal Polymer
Contact Material:
Phosphor Bronze
Plating: Au or Sn over 50µ" (1,27 µm) Ni
Current Rating:
2.5 A per pin (1 pin powered)
Operating Temp Range:
-55°C to +125°C
Voltage Rating: 155 VAC
RoHS Compliant: Yes

Processing:

Lead-Free Solderable: Yes
SMT Lead Coplanarity:
(0,10 mm) .004" max (05-20)
(0,15 mm) .006" max (25)

RECOGNITIONS

For complete scope of recognitions see www.samtec.com/quality

FILE NO. E111594

SIBF – NO. OF POSITIONS – PLATING OPTION – S – OPTION

–05, –10, –20, –25

–F
= Flash Gold, Matte Tin on tail

–AD
= Top & Bottom Alignment Pin

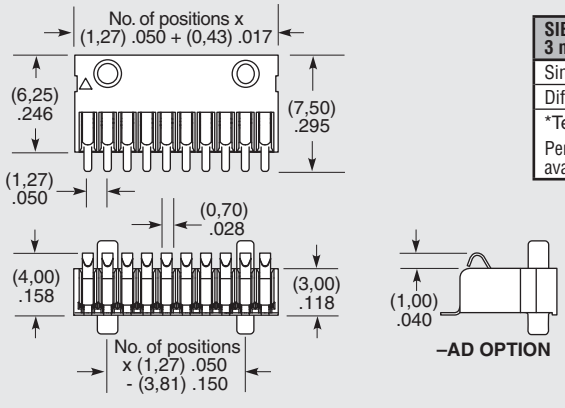

SIBF 3 mm Stack Height	Rated @ 3dB Insertion Loss*
Single-Ended Signaling	7 GHz / 14 Gbps
Differential Pair Signaling	7.5 GHz / 15 Gbps

*Test board losses de-embedded from performance data.
Performance data for other stack heights and complete test data available at www.samtec.com?SIBF or contact sig@samtec.com

ALSO AVAILABLE
(MOQ Required)

- Additional positions
- Top or bottom side only alignment pin

Contact Samtec.