

# BASIC BLADE & BEAM HEADER & SOCKET

(0.80 mm) .0315" PITCH • BTE/BSE SERIES



**BTE**  
Mates:  
BSE

**BSE**  
Mates:  
BTE

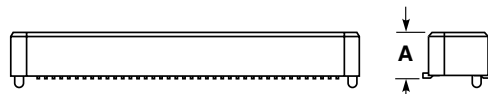
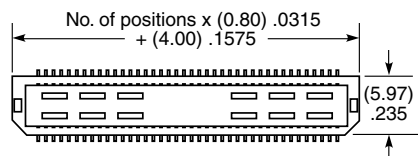
## SPECIFICATIONS

**Insulator Material:**  
Liquid Crystal Polymer  
**Contact Material:**  
Phosphor Bronze  
**Plating:**  
Au or Sn over 50  $\mu$ " (1.27  $\mu$ m) Ni  
**Current Rating:**  
2 A per pin  
(2 pins powered)  
**Operating Temp Range:**  
-55 °C to +125 °C  
**Voltage Rating:**  
225 VAC with 5 mm Stack Height  
**Max Cycles:**  
100

## PROCESSING

**Lead-Free Solderable:**  
Yes  
**SMT Lead Coplanarity:**  
(0.10 mm) .004" max (020-080)  
(0.15 mm) .006" max (100-120)\*  
\*(.004" stencil solution  
may be available)

BTE	NO. OF POSITIONS PER ROW	LEAD STYLE	PLATING OPTION	D	A	OTHER OPTION
	-020, -040, -060, -080, -100, -120	Specify LEAD STYLE from chart	-F = Gold Flash on contact, Matte Tin on tail  -L = 10 $\mu$ " (0.25 $\mu$ m) Gold on contact, Matte Tin on tail  -C* = Electro-Polished Selective 50 $\mu$ " (1.27 $\mu$ m) min Au over 150 $\mu$ " (3.81 $\mu$ m) Ni on Signal Pins in contact area, Matte Tin over 50 $\mu$ " (1.27 $\mu$ m) min Ni on all solder tails (*-C Plating passes 10 year MFG testing)			-K = (7.00 mm) .275" DIA Polyimide Film Pick & Place Pad  -TR = Tape & Reel (80 positions maximum)  -FR = Full Reel Tape & Reel (must order maximum quantity per reel; contact Samtec for quantity breaks) (80 positions maximum)



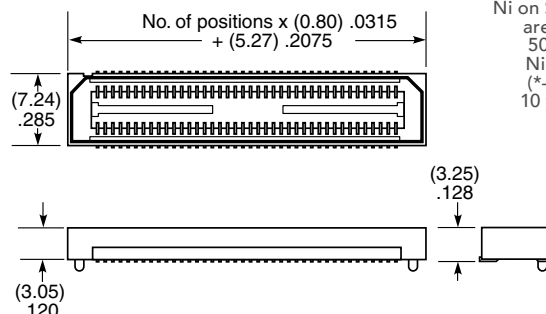
LEAD STYLE	A
-01	(4.27) .168
-02	(7.21) .284

## MATED HEIGHT

LEAD STYLE	MATED HEIGHT*
-01	(5.00 mm) .1971"
-02	(8.00 mm) .315"

\*Processing conditions  
will affect mated height.

BSE	NO. OF POSITIONS PER ROW	01	PLATING OPTION	D	A	OTHER OPTION
	-020, -040, -060, -080, -100, -120		-F = Gold Flash on contact, Matte Tin on tail  -L = 10 $\mu$ " (0.25 $\mu$ m) Gold on contact, Matte Tin on tail  -C* = Electro-Polished Selective 50 $\mu$ " (1.27 $\mu$ m) min Au over 150 $\mu$ " (3.81 $\mu$ m) Ni on Signal Pins in contact area, Matte Tin over 50 $\mu$ " (1.27 $\mu$ m) min Ni on all solder tails (*-C Plating passes 10 year MFG testing)			-TR = Tape & Reel (80 positions maximum)  -FR = Full Reel Tape & Reel (must order maximum quantity per reel; contact Samtec for quantity breaks) (80 positions maximum)



## ALSO AVAILABLE

MOQ Required

30  $\mu$ " (0.76  $\mu$ m) Gold  
Edge Mount Capability  
Friction Lock option  
11 mm, 14 mm, 16.10 mm,  
19.10 mm, 22 mm, 25 mm  
and 30 mm Stack  
Height (Caution: Some  
automatic placement/  
inspection machines may  
have component height  
restrictions. Please consult  
machinery specifications.)



**Note:**  
Some lengths, styles and  
options are non-standard,  
non-returnable.