REV.	DESCRIPTION	DRAWN	CHECKED	APPROVED
A	NEW RELEASE	Kevin 12/26/14'	Andy_H 12/26/14'	LJC 12/26/14'

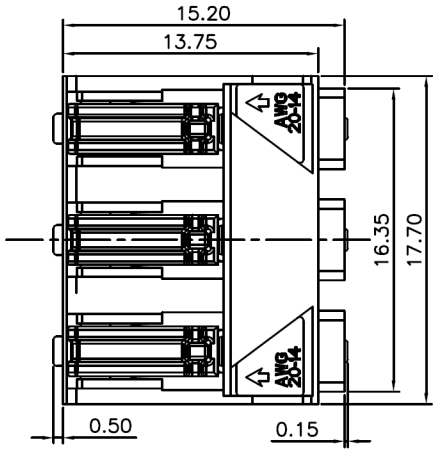

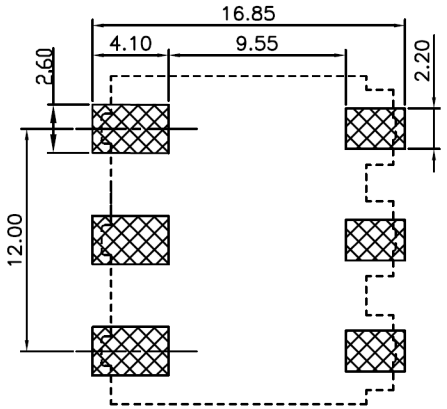

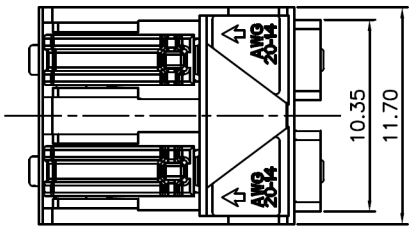

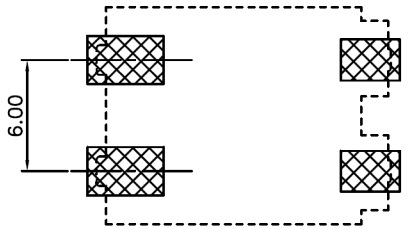

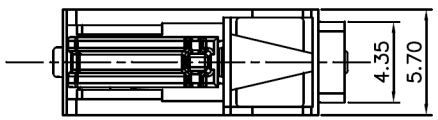

RECOMMEND PCB LAYOUT
TOLERANCE=±0.05mm

NOTES:

1.Materials:

1.1. Insulator: High Temperature ,UL94 V-0 Rated, RoHS,REACH compliance.

1.2. Contact: Copper Alloy, Plating Tin .

2.Specifications:

2.1. Temperature Range: -60°C~+105°C.

2.2. Contact Resistance: 20mΩ maximum.

2.3. Insulation Resistance: 1000MΩ minimum.

2.4. Voltage Rating: 320V AC/DC.

2.5. Current Rating: 12A max per pin.

2.6. Application wire range:

1.single solid wire: 0.5-1.3mm².

2.stranded type wire: 20-16AWG.

2.7. Resistance to soldering heat: 260°C,3-5seconds.

Order Information:

VTBL-152-6-xP

1. x = Number of positions (~2 - 10 positions)

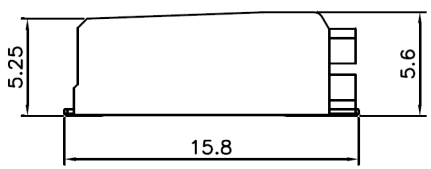

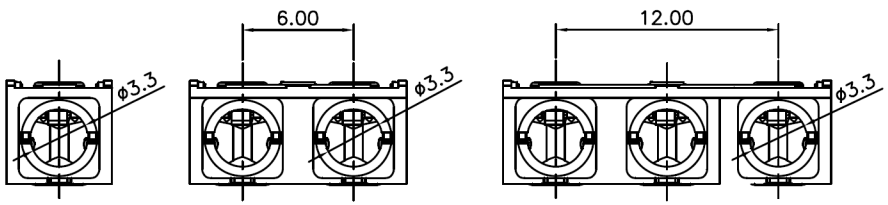

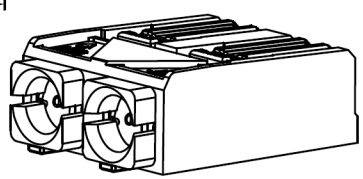

GENERAL TOLERANCE		ANGLE TOLERANCE	
X.	±0.60	X.	±5°
.X	±0.38	.X	±3°
.XX	±0.25	.XX	±2°

DRAWING TYPE	CUSTOMER		
SCALE	1:1	SHEET	1 OF 1
DRAWING NO.			

PROJECTION		TITLE	VTBL-152-6-xP
UNITS	mm		
SHEET SIZE	A4	SERIES	VTBL-152

Valcon 6mm Pitch, Surface Mount Terminal Block