

RF402-01SP1-01RP1-0500

RF402-01RP1-01SP1-0500

RF402 SERIES

50 Ω .141" DIA SEMI-FLEXIBLE CABLE

SPECIFICATIONS

For complete specifications
see www.samtec.com?RF402

RF Connector:

Shell Material:

Brass

Contact Material:

Brass

Insulator Material:

PTFE

Impedance:

50 Ω

Frequency Range:

0-20 GHz

Dielectric Withstanding:

1,000 Vrms

RG 402 (.141")

Cable:

Impedance:

50 Ω microwave

Capacitance:

98.072 pF/meter

Max Attenuation

(cable only):

0.40 @ 1 GHz for 1 meter

Conductor Size:

19 AWG (0.92 mm) .036" dia.

Conductor Material:

Silver plated copper clad steel

Insulator Material:

PTFE

Shield Material:

Tinned Copper

Bend Radius:

6.35 mm

RoHS Compliant:

Yes

Mates with:

SMA



Solutionator
DESIGN IN A MINUTE

- Create a full system:
cable assembly and board level mates,
50 Ω and 75 Ω solutions
- Free samples available
- Visit: rf.samtec.com

Hand-formable
semi-flexible cable

(3.58 mm)
.141" DIA cable

High frequency
performance

Choice of SMA right-angle
or straight plug terminations

CABLE TYPE

END 1 CONNECTOR

END 2 CONNECTOR

OVERALL LENGTH

RF402

= (3.58 mm) .141" DIA
19 AWG Semi-flexible
coax cable

Specify END OPTIONS from chart

— "XXXX"
= Overall Length
in millimeters
-0100 (100 mm) 3.94"
minimum

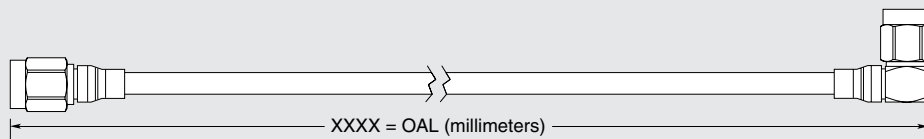
ALSO AVAILABLE (MOQ Required)




- Additional stripping
and tinning options

OTHER SOLUTIONS

- Cable connector kits
(see cable components
catalog pages)

Note:
Cable lengths longer than
(1000 mm) 39.40" are not
supported with S.I. test data.



END OPTIONS	
-01SP1 = SMA Straight Plug (30 μ " (0.76 μ m) Gold on Center Contact, Gold Flash on Shell)	
-01RP1 = SMA Right-angle Plug (30 μ " (0.76 μ m) Gold on Center Contact, Gold Flash on Shell)	
XXXX = Stripped & Tinned (End 2 callout)	

STRIPPED & TINNED (Dimensions in mm)

CALLOUT	A	B
-3030	3.0	3.0
-4030	4.0	3.0
-4040	4.0	4.0

Both center conductor and
braid shield are stripped,
only the center
conductor is tinned.