TOBY
THE VITAL COMPONENT

RAZOR™ BEAM SYSTEM

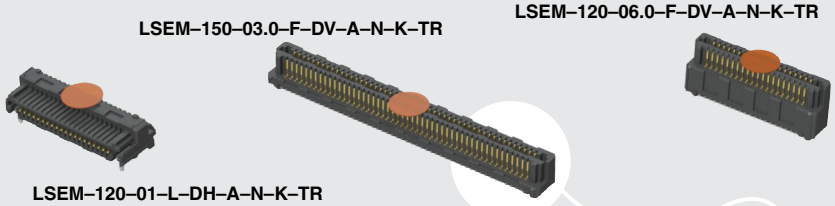


**(0.80 mm) .0315"**

**LSEM SERIES**

# HIGH-SPEED HERMAPHRODITIC STRIP

## SPECIFICATIONS

**Insulator Material:**
Black Liquid Crystal Polymer
**Contact Material:**
Phosphor Bronze
**Plating:**
Au or Sn over
50 µ" (1.27 µm) Ni
**Current Rating:**
1.8 A per pin
(2 adjacent pins powered)
**Operating Temp Range:**
-55 °C to +125 °C
**RoHS Compliant:**
Yes

## PROCESSING

**Lead-Free Solderable:**
Yes
**SMT Lead Coplanarity:**
(0.10 mm) .004" max

## RECOGNITIONS

FILE NO. E111594

**Mates with:**
LSEM

## POWER/SIGNAL APPLICATION



Compatible with UMPT/UMPS for flexible two-piece power/signal solutions

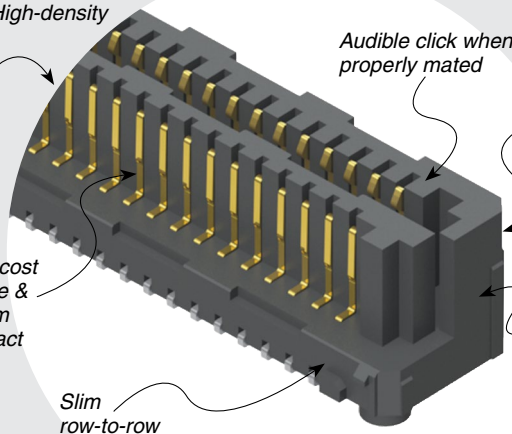


## HIGH-SPEED CHANNEL PERFORMANCE

**LSEM-DV/LSEM-DV @ 10 mm Mated Stack Height**

*Rating based on Samtec reference channel.*

**25 Gbps**

| LSEM | 1 | NO. PINS PER ROW | LEAD STYLE | PLATING OPTION | TAIL OPTION | A | N | K | TR |
|---|---|---|---|---|---|---|---|---|---|

**NO. PINS PER ROW:** 20, 30, 40, 50

**LEAD STYLE:** Specify LEAD STYLE from chart

**PLATING OPTION:**
- **–F** = Gold flash on contact, Matte Tin on tail
- **–L** = =10 µ" (0.25 µm) Gold on contact, Matte Tin on tail

**TAIL OPTION:**
- **–DV** = Vertical
- **–DH** = Right-angle (Lead style –01 only)

**K:**
- **–K** = (5.50 mm) .217" DIA Polyimide film Pick & Place Pad
- **–TR** = Tape & Reel

## APPLICATION

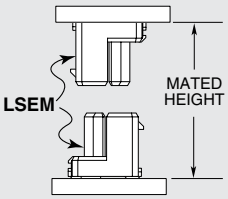


| LEAD STYLE | MATED HEIGHT* |
|---|---|
| –03.0 & –03.0 | (6.00) .236 |
| –03.0 & –04.0 | (7.00) .276 |
| –04.0 & –04.0 | (8.00) .315 |
| –03.0 & –06.0 | (9.00) .354 |
| –04.0 & –06.0 | (10.00) .394 |
| –06.0 & –06.0 | (12.00) .472 |

*Processing conditions will affect mated height.

| LEAD STYLE | A | B |
|---|---|---|
| –01 (-DH only) | NA | NA |
| –03.0 | (4.45) .175 | (1.50) .059 |
| –04.0 | (5.45) .215 | (2.50) .098 |
| –06.0 | (7.45) .293 | (4.50) .177 |

**RUGGEDIZED BY SAMTEC**

- High retention contacts
- Audible click when mated
- Shrouded

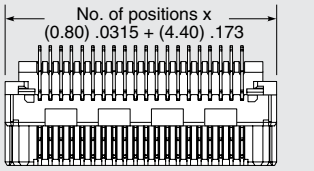


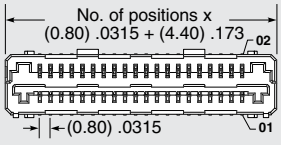


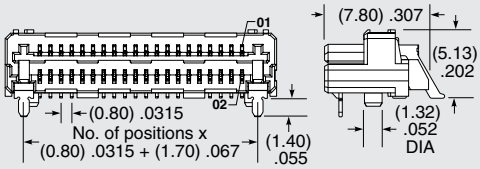


–DH

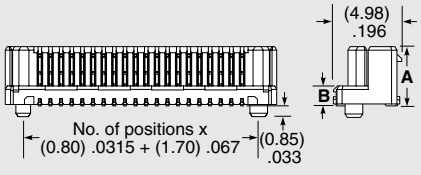


–DV

**Note:**
Some lengths, styles and options are non-standard, non-returnable.

*Due to technical progress, all designs, specifications and components are subject to change without notice.*



*All parts within this catalog are built to Samtec's specifications.*
*Customer specific requirements must be approved by Samtec and identified in a Samtec customer-specific drawing to apply.*