

M12

1200 ... 0...

Actuator/Sensor Cordsets M12



Actuator/sensor cordset with overmolded connector

Cable end 1:


M12 female, straight, A-coded, IP67

Cable end 2:

blunt cut

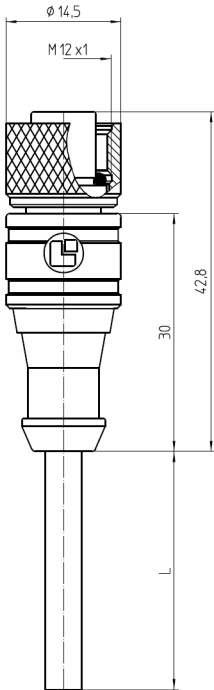
Cable:

PVC, black

Approvals: 

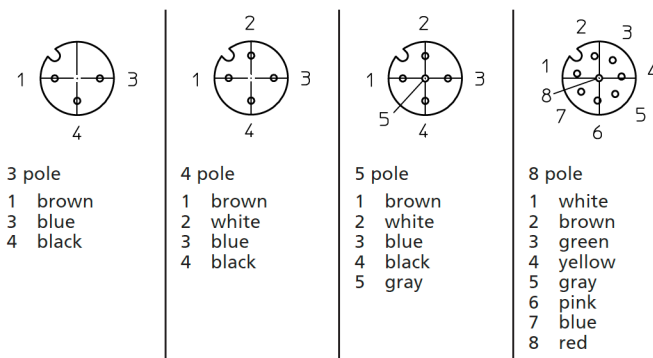
M12

1200 ... 0...



Pin assignments for female M12 connectors, A-coded

Pin assignment for female M12 connectors, A-coded



Environmental conditions

Temperature range -25 °C/+80 °C

Materials

Insulating body	TPU GF, HB according to UL94
Contact bush	CuZn, pre-nickel and gold-plated
Overmolding/handle	PVC, HB according to UL94
Knurled nut	CuZn, nickel-plated
Seal	FKM

Mechanical data

Mating cycles	≥ 100
Insertion force	≤ 10 N ¹
Withdrawal force	≤ 15 N ¹
Protection class	IP67 ²

¹ measured with a proper counterpart

² according to IEC DIN EN 60529, only in locked condition with an appropriate counterpart

Connected cable

Construction PVC, black

Electrical data (at T_{amb} 20 °C)

Contact resistance	≤ 10 mΩ
Rated current	4 A (T _{sub>amb</sub> > 40 °C)}
Rated voltage	250 V (with pollution degree 3)
Rated impulse voltage	2,5 kV
Material group	I (IEC)/0 (UL) (CTI = 600)
Insulation resistance	> 100 MΩ

Associated products

Counterparts

↗ 1210 ... 0...	↗ 1210 ... 3...	↗ 1210 0800 ... 3...
↗ 1210 0806 ... L1 3...	↗ 1210 1200 ... 0...	↗ 1210 1200 ... 3...
↗ 1210 1205 ... 3...	↗ 1210 1206 ... L1 0...	↗ 1210 1206 ... L1 3...
↗ 1230 ... T16CW ...	↗ 1231 ... T9CP	

Accessories

↗ 9912 CPFO



THE VITAL COMPONENT

M12

1200 ... 0...

Designation	Pole Number	Connected Cable	PU (Pieces)	MDQ (Pieces)	Dimensions L (mm)
1200 04 002 2m	4	PVC, black, 4 x 0.34 mm ² (AWG 22), 910002, UL-style 2464	5	10	2000
1200 04 002 5m	4	PVC, black, 4 x 0.34 mm ² (AWG 22), 910002, UL-style 2464	1	10	5000
1200 04 002 10m	4	PVC, black, 4 x 0.34 mm ² (AWG 22), 910002, UL-style 2464	1	10	10000

Packaging:
in a plastic bag