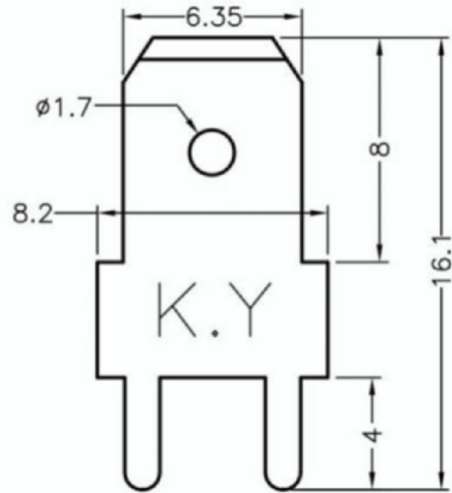
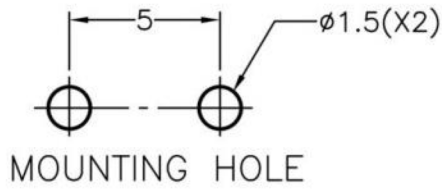
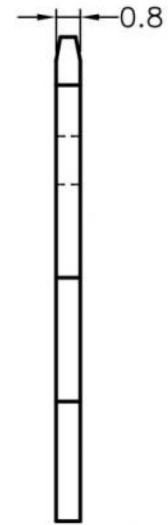


⚠ This dwg is for reference only, Actual dwg should be based on formal engineering dwg.



PART NUMBER		PC250	SPEC. DWG.	
TITLE				
P.C.B TERMINAL				
MATERIAL			COLOR	
TIN PLATED BRASS				
SIZE	SCALE	UNIT	CHECK	
A4	2:1	mm	Z.C	