

## Features

- Single Turn / Cermet / Industrial / Sealed
- Available on tape and reel
- Available with a knob for finger adjust
- Available with extended shaft
- Available with cross-slot rotor

## Features

- Top and side adjust types (F, P, H, W, X most popular)
- High voltage types available (see Model 3386 HV2/3386 HV3 for details)
- RoHS compliant\* version available

# 3386 - 3/8" Square Trimming Potentiometer

## Electrical Characteristics

Standard Resistance Range .....10 to 2 megohms  
 (see standard resistance table)  
 Resistance Tolerance .....±10 % std.  
 (tighter tolerance available)  
 Absolute Minimum Resistance .....2 ohms max.  
 Contact Resistance Variation .....2 % or 3 ohms max.  
 (whichever is greater)  
 Adjustability  
 Voltage .....±0.05 %  
 Resistance .....±0.15 %  
 Resolution.....Infinite  
 Insulation Resistance .....500 vdc.  
 1,000 megohms min.  
 Dielectric Strength  
 Sea Level .....900 vac  
 70,000 Feet .....350 vac  
 Adjustment Angle .....280 ° nom.

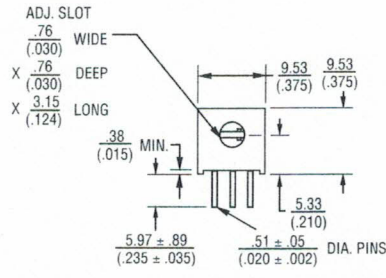
## Environmental Characteristics

Power Rating (300 volts max.)  
 85 °C .....0.5 watt  
 125 °C .....0 watt  
 Temperature Range.....-55 °C to +125 °C  
 Temperature Coefficient .....±100 ppm/°C  
 Seal Test.....85 °C Fluorinert†  
 Humidity.....MIL-STD-202 Method 103  
 96 hours  
 (2 % ΔTR, 10 Megohms min.)  
 Vibration.....30 G (1 % ΔTR; 1 % ΔVR)  
 Shock.....100 G (1 % ΔTR; 1 % ΔVR)  
 Load Life ..1,000 hours 0.5 watt @ 70 °C  
 (3 % ΔTR; 1 % or 1 ohm,  
 whichever is greater, CRV)  
 Rotational Life .....200 cycles  
 (4 % ΔTR; 1 % or 1 ohm,  
 whichever is greater, CRV)

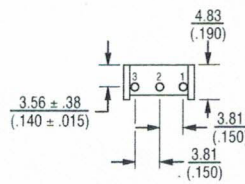
## Physical Characteristics

Mechanical Angle .....310 ° nom.  
 Torque .....5.0 oz-in. max.  
 Stop Strength .....15.0 oz-in. min.  
 Terminals .....Solderable pins  
 Weight .....0.03 oz.  
 Marking .....Manufacturer's  
 trademark, resistance code,  
 wiring diagram, date code,  
 manufacturer's model  
 number and style  
 Flammability .....U.L. 94V-0  
 Standard Packaging .....50 pcs. per tube  
 Wiper.....50 % (Actual TR) ±10 %  
 Adjustment Tool .....H-90

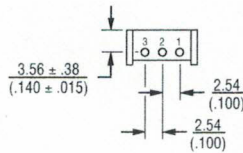
## Common Dimensions Side Adjust



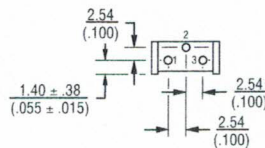
3386B



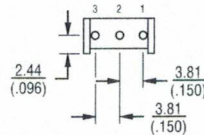
3386C



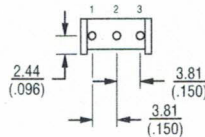
3386H



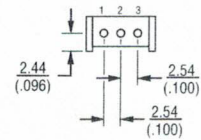
3386J



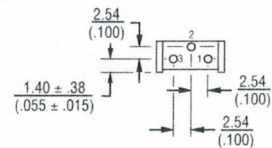
3386S



3386W



3386X



TOLERANCES: ± 0.25 (.010) EXCEPT WHERE NOTED

DIMENSIONS ARE:  $\frac{\text{MM}}{\text{(INCHES)}}$

## Standard Resistance Table

Resistance (Ohms)	Resistance Code
10	100
20	200
50	500
100	101
200	201
500	501
1,000	102
2,000	202
5,000	502
10,000	103
20,000	203
25,000	253
50,000	503
100,000	104
200,000	204
250,000	254
500,000	504
1,000,000	105
2,000,000	205

Popular distribution resistance values listed in boldface. Special resistances available.

## How To Order

3386 P - 1 - 103 T LF

Model \_\_\_\_\_  
 Style \_\_\_\_\_  
 Standard or Modified Product Indicator \_\_\_\_\_  
 -1 = Standard Product  
 -EY5 = Extended Shaft  
 Resistance Code \_\_\_\_\_  
 Optional Suffix Letter \_\_\_\_\_  
 T = Knob\*\*  
 Packaging Designator \_\_\_\_\_  
 Blank = Tube (Standard)  
 R = Tape & Reel (W and U Pin Styles Only)  
 A = Ammo Pack (W and U Pin Styles Only)

Terminations \_\_\_\_\_  
 LF = 100 % Tin-plated (RoHS compliant)  
 Blank = 90 % Tin / 10 % Lead-plated (Standard)

\*\*Knob option is available only in standard Tube packaging.

Consult factory for other available options.

\*RoHS Directive 2002/95/EC Jan 27 2003 including Annex.

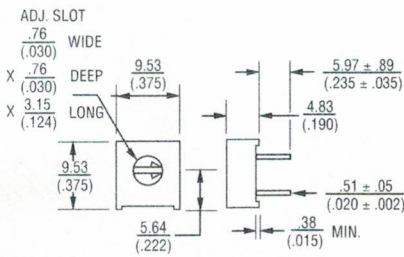
†"Fluorinert" is a registered trademark of 3M Co.

Specifications are subject to change without notice.

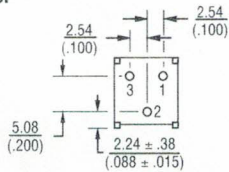
Customers should verify actual device performance in their specific applications.

# 3386 - 3/8" Square Trimming Potentiometer

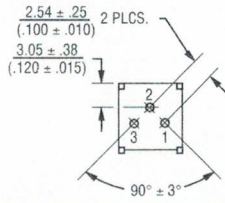
## Common Dimensions Top Adjust



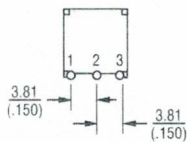
### 3386F



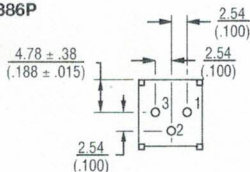
### 3386K



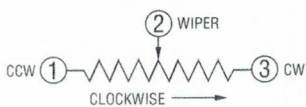
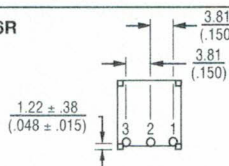
### 3386M



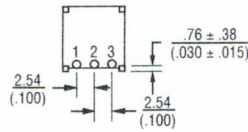
### 3386P



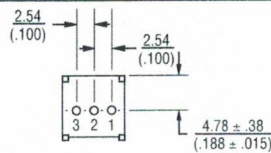
### 3386R



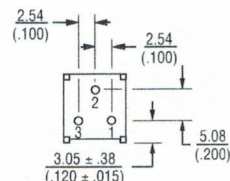
### 3386T



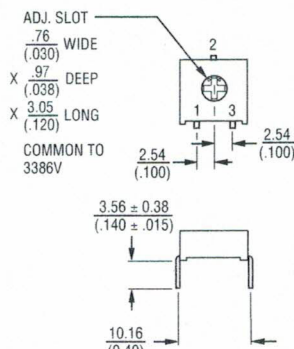
### 3386U



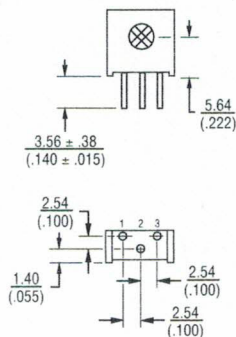
### 3386Y



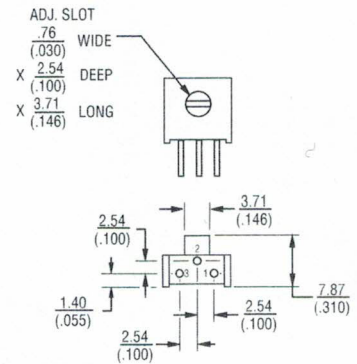
### 3386G



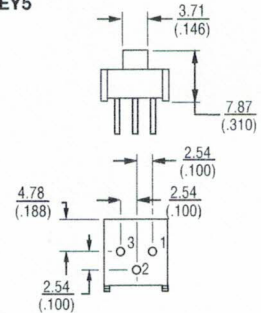
### 3386V



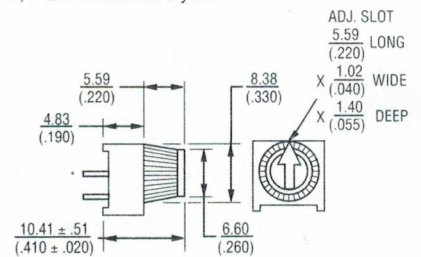
### 3386H-EY5 3386X-EY5 - SHOWN



### 3386P-EY5



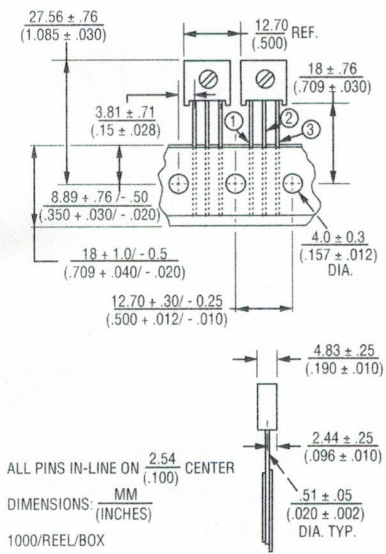
The Model 3386 is available with a knob for finger adjustment. Add suffix letter "T" to order code for F, P and X terminal styles.



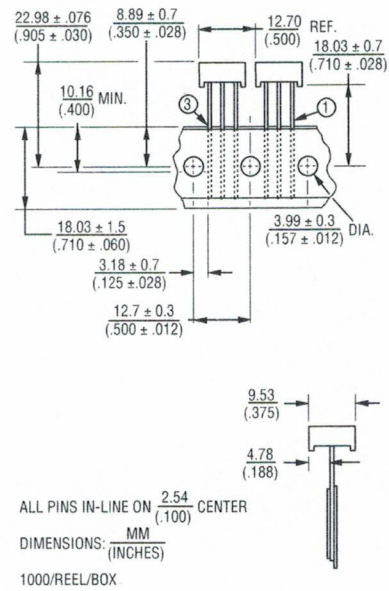
# 3386 - 3/8" Square Trimming Potentiometer

## Packaging Specifications

### SIDE ADJUST 3386W-1



### TOP ADJUST 3386U-1



Meets EIA Specification 468.