samtec

T1M–07–F–SV–L

T1M–05–F–SH–L

ISS1–10–L

CC09R–01–GF

(1.00 mm) .0394"

ISS1, CC09R, CC09M, T1M SERIES

DISCRETE WIRE COMPONENTS & TOOLING

SPECIFICATIONS

For complete specifications see www.samtec.com?ISS1, www.samtec.com?CC09R or www.samtec.com?CC09M

TOOLING

- Hand tool: CAT-HT-309-2830-12
- Clamp for mounting hand tool to work table: CAT-HT-MNT-01
- Mini Applicator: CAT-MA-309-2830-XX-01

TYPE	NO. OF POSITIONS	LATCH
ISS1 = Single Row Body	–02, –03, –05, –07, –10, –15, –20	(Leave blank for no latch) –L = Positive Latch

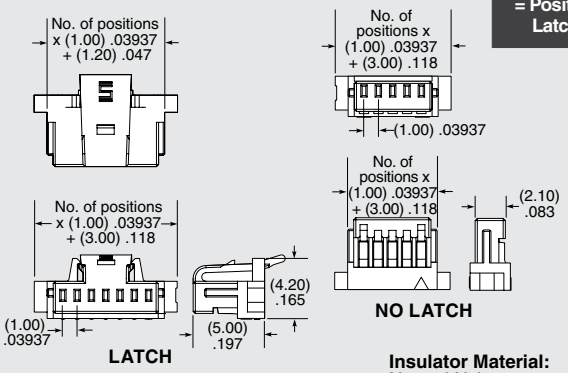

LATCH

NO LATCH

Insulator Material: Natural Nylon

TYPE	01	PLATING
CC09R = Contact, Full Reel (30,000 Parts per Reel) CC09M = Contact, Mini Reel (5,000 Parts per Reel)		–GF = 3 µ" (0.07 µm) Gold contact and tail –T = Tin

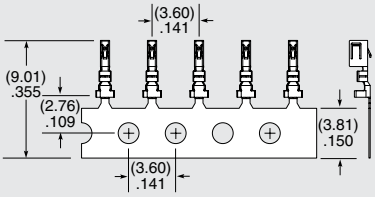

Contact Material: Phosphor Bronze

Mates with: S1SS(T)

SPECIFICATIONS

For complete specifications see www.samtec.com?T1M

Insulator Material: Natural LCP
Terminal Material: Phosphor Bronze
Weld Tab: Phosphor Bronze
Plating: Au or Sn over 50 µ" (1.27 µm) Ni
Operating Temp Range: -55 °C to +85 °C
Current Rating (S1SS (28 AWG)/T1M): 3.3 A per pin (1 pin powered)
Voltage Rating: 250 VAC/353 VDC
RoHS Compliant: Yes

RECOGNITIONS

For complete scope of recognitions see www.samtec.com/quality

FILE NO. E111594

Note: Some lengths, styles and options are non-standard, non-returnable.

T1M	NO. OF POSITIONS	PLATING OPTION	ROW OPTION	LATCH	OPTION
	–02, –03, –05, –07, –10, –15, –20	–F = 3 µ" (0.07 µm) Gold on contact, Matte Tin on tail –T = Tin	–SH = Single Row Horizontal –SV = Single Row Vertical	(Required in callout) –L = Positive Latch	–K = (4.00 mm) .157" DIA Polyimide Film Pick & Place Pad (–SH only) –P = Pick & Place Pad (–SV only)

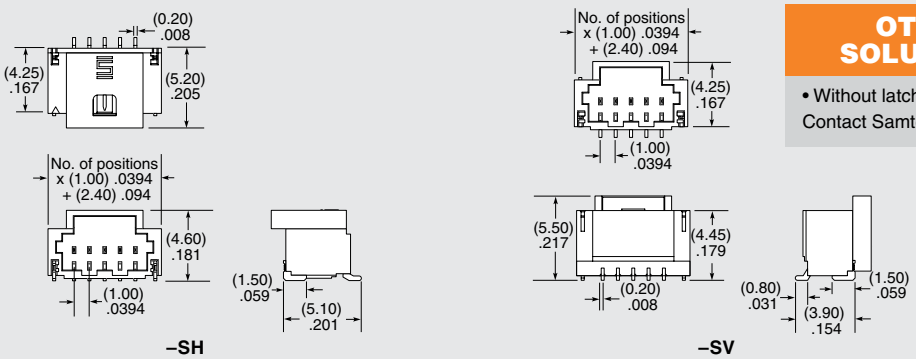

–SH

–SV

OTHER SOLUTIONS

- Without latch
Contact Samtec.