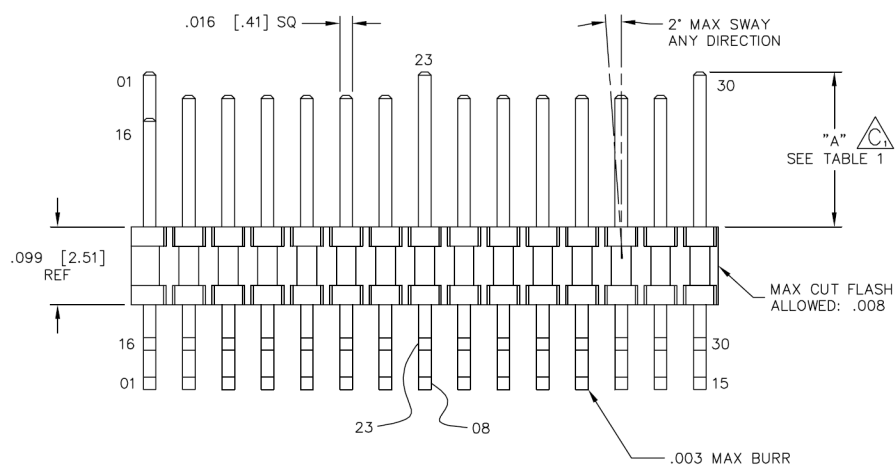
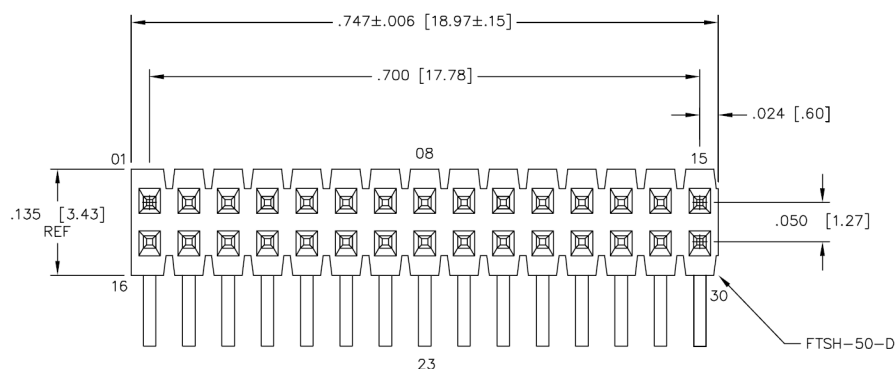




**TOBY**  
THE VITAL COMPONENT

DIMENSIONS ARE IN INCHES		UNLESS OTHERWISE NOTED		TOLERANCES ARE:
ONE PLACE DECIMALS $\pm .1$ [.25]	THREE PLACE DECIMALS $\pm .005$ [.13]			ANGLES $\pm 2^\circ$
TWO PLACE DECIMALS $\pm .01$ [.25]	FOUR PLACE DECIMALS $\pm .0020$ [.051]			

DWG NO: HPT-115-XX-XX-D-RA  
SHEET 1 OF 1

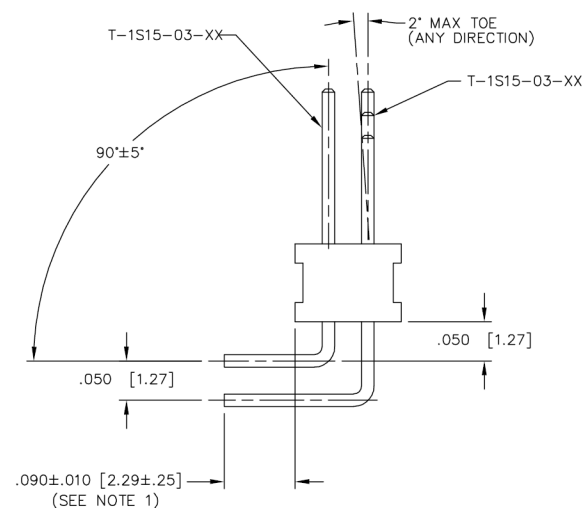


The diagram shows the marking **HPT-115-XX-XX-D-RA** with lines connecting specific characters to their definitions:

- No. OF POS** (Number of Positions) points to **115**. Below it is **-15 (PER ROW)**.
- LEAD STYLE** points to the first **XX**.
- PLATING** points to the second **XX**.
- TAIL SPECIFICATION** points to **-RA**. Below it is **-RA: RIGHT ANGLE**.
- ROW SPECIFICATION** points to **-D**. Below it is **-D: DOUBLE ROW (USE FTSH-50-D)**.

Below the diagram, a list of codes is provided:

- L: LIGHT SELECTIVE GOLD (USE T-1S15-03-L)
- S: SELECTIVE GOLD (USE T-1S15-03-S)
- LM: LIGHT SELECTIVE GOLD, MATTE TIN ON TAIL (USE T-1S15-03-L)
- SM: SELECTIVE GOLD, MATTE TIN ON TAIL (USE T-1S15-03-S)



**PROPRIETARY NOTE**  
THIS DOCUMENT CONTAINS INFORMATION  
CONFIDENTIAL AND PROPRIETARY TO  
SAMTEC INC. AND SHALL NOT BE  
REPRODUCED OR TRANSFERRED TO  
OTHER DOCUMENTS OR DISCLOSED TO  
OTHERS OR USED FOR ANY PURPOSE  
OTHER THAN THAT FOR WHICH IT WAS  
OBTAINED WITHOUT THE EXPRESSED  
WRITTEN CONSENT OF SAMTEC INC.

POSITION NUMBER	"A"
15, 16	.138 [3.51]
01, 08, 23, 30	.197 [5.00]
ALL OTHERS	.167 [4.24]

1. TERMINALS TO BE SHEARED TO MEET DIMENSION SPECIFICATION.
2. MINIMUM PUSHOUT FORCE: .5 LB.
3. PARTS TO BE PACKAGED IN TUBE AS SHOWN.

**santec**

810 PROGRESS BLVD. NEW ALBANY, INDIANA 47150  
PHONE (812) 944-6733 P.O. BOX 1147  
CODE 55322

MADE BY: D. GRAHAM 2-25-95

HPT-115-XX-XX-D-RA  
SHEET 1 OF 1

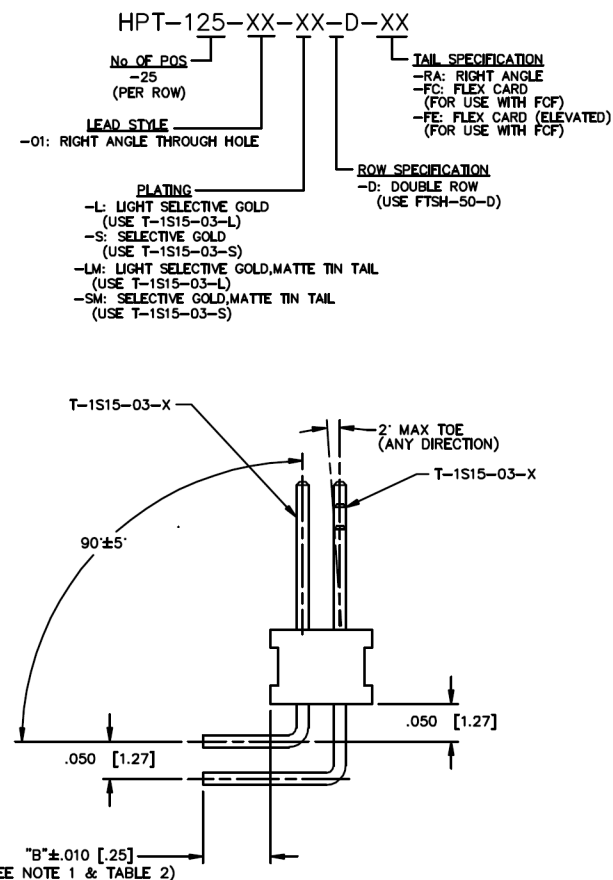
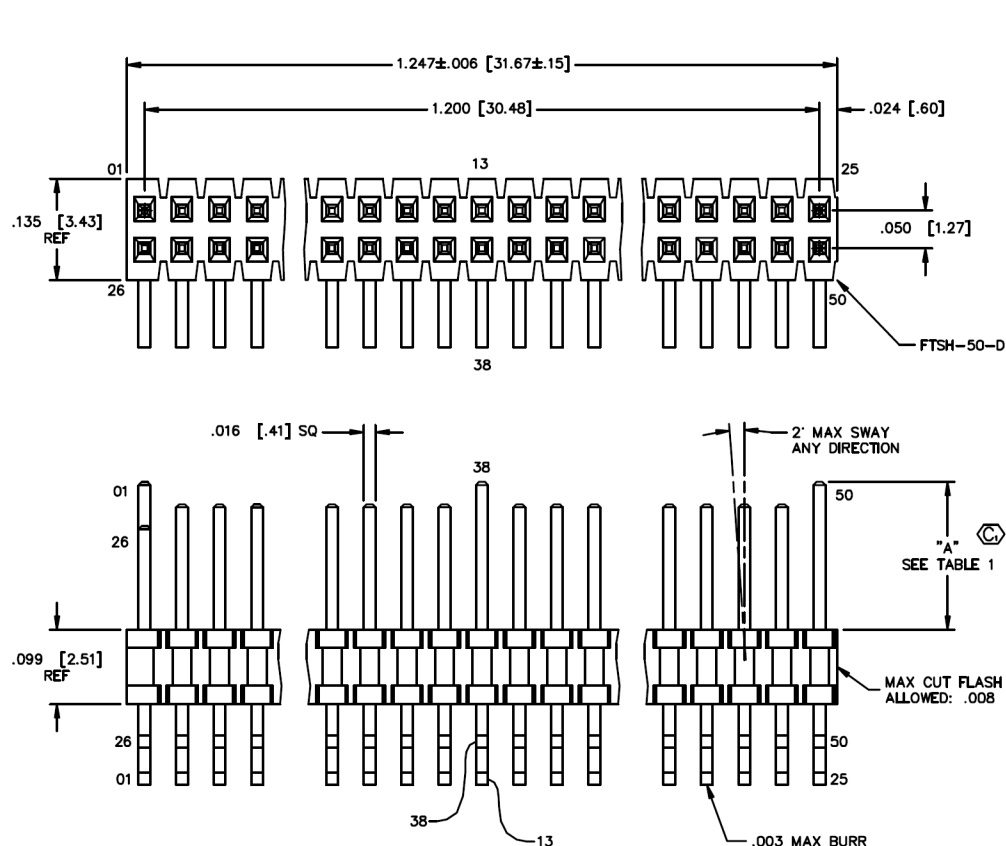
REV. G

PLOT SCALE: .125/ DIMSCALE: .1000

UNLESS OTHERWISE NOTED  
DIMENSIONS ARE IN INCHES TOLERANCES ARE:  
ONE PLACE DECIMALS  $\pm .1$  [2.54] THREE PLACE DECIMALS  $\pm .005$  [.13]  
TWO PLACE DECIMALS  $\pm .01$  [.25] FOUR PLACE DECIMALS  $\pm .0020$  [.051]  
ANGLES  $\pm 2^\circ$

TITLE:  
.050 x .050 C.L.  
HOT PLUGGABLE  
TERMINAL STRIP

DWG NO:  
HPT-125-XX-XX-D-XX  
SHEET 1 OF 1

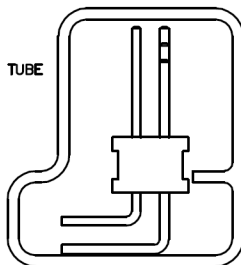


DO NOT SCALE  
FROM THIS PRINT

### PACKAGING VIEW

PT-1-24-01-45  
TP-03

PARTS TO BE PACKAGED IN TUBE  
AS SHOWN.



SCALE: .75x

**PROPRIETARY NOTE**  
THIS DOCUMENT CONTAINS INFORMATION  
CONFIDENTIAL AND PROPRIETARY TO  
SANTEC INC. AND SHALL NOT BE  
REPRODUCED OR TRANSMITTED TO  
OTHER DOCUMENTS OR DISCLOSED TO  
OTHERS OR USED FOR ANY PURPOSE  
OTHER THAN THAT FOR WHICH IT WAS  
OBTAINED WITHOUT THE EXPRESSED  
WRITTEN CONSENT OF SANTEC INC.

TABLE 1	
POSITION NUMBER	"A" $\text{C}_1$
25, 26	.138 [3.51]
01, 13, 38, 50	.197 [5.00]
ALL OTHERS	.167 [4.24]

TABLE 2	
OPTION	"B"
-RA	.090 [2.29]
-FC	.150 [3.81]
-FE	.283 [7.19]

MATERIAL:  
BODY: LIQUID CRYSTAL POLYMER  
COLOR: BLACK  
CONTACT: PHOSPHOR BRONZE

### NOTES:

1. TERMINALS TO BE SHEARED TO MEET  
DIMENSION SPECIFICATION.
2. MINIMUM PUSHOUT FORCE: .5 LB.
3. PARTS TO BE PACKAGED IN TUBE AS SHOWN.
4.  $\text{C}_1$  REPRESENTS A CRITICAL DIMENSION.

**santec**

520 PARK EAST BLVD. NEW ALBANY, INDIANA 47150  
PHONE (812) 944-6733 P.O. BOX 1147  
CODE 55322

MADE BY:  
PURVIS 09-19-97

HPT-125-XX-XX-D-XX  
SHEET 1 OF 1

REV. G

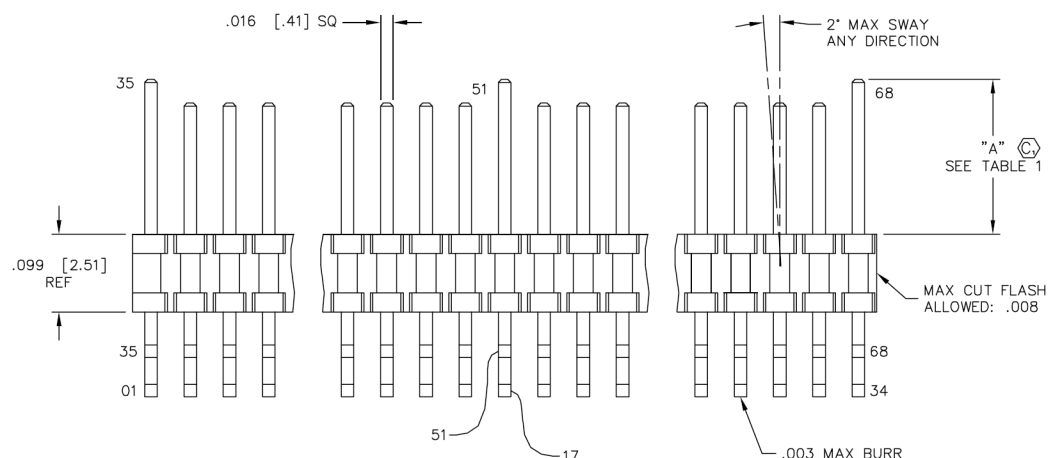
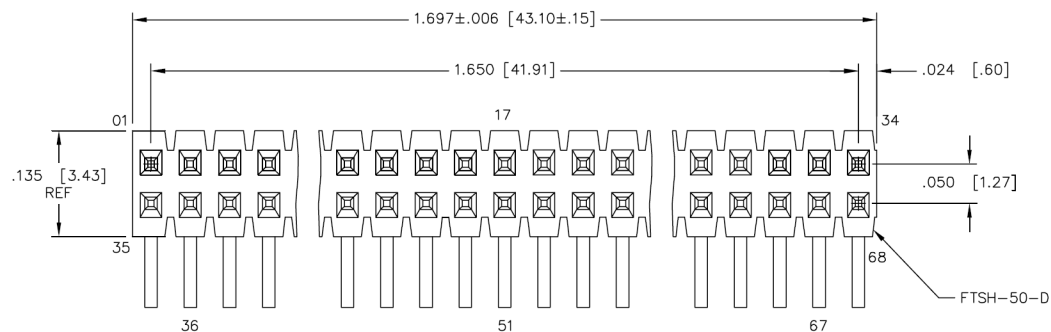
PLOT SCALE: .125/ DIMSCALE: .1000


 DIMENSIONS ARE IN INCHES  
 UNLESS OTHERWISE NOTED  
 TOLERANCES ARE:

 ONE PLACE DECIMALS  $\pm .1$  [2.54] THREE PLACE DECIMALS  $\pm .005$  [.13]  
 TWO PLACE DECIMALS  $\pm .01$  [.25] FOUR PLACE DECIMALS  $\pm .0020$  [.051]

 ANGLES  
 $\pm 2^\circ$ 

 TITLE:  
 .050 x .050 C.L.  
 HOT PLUGGABLE  
 TERMINAL STRIP

 DWG NO:  
 HPT-134-XX-XX-D-XX  
 SHEET 1 OF 1


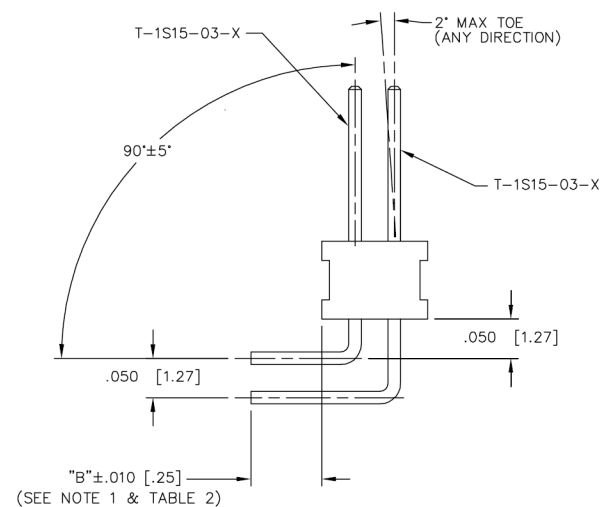
HPT-134-XX-XX-D-XX

 No. OF POS  
 -34  
 (PER ROW)

 LEAD STYLE  
 -01: THROUGH HOLE

 PLATING  
 -L: LIGHT SELECTIVE GOLD  
 (USE T-1S15-03-L)  
 -S: SELECTIVE GOLD  
 (USE T-1S15-03-S)  
 -LM: LIGHT SELECTIVE GOLD, MATTE TIN TAIL  
 (USE T-1S15-03-L)  
 -SM: SELECTIVE GOLD, MATTE TIN TAIL  
 (USE T-1S15-03-S)

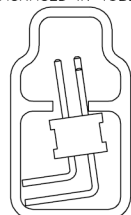
 TAIL SPECIFICATION  
 -RA: RIGHT ANGLE  
 -FC: FLEX CARD  
 (FOR USE WITH FCF)  
 -FE: FLEX CARD (ELEVATED)  
 (FOR USE WITH FCF)

 ROW SPECIFICATION  
 -D: DOUBLE ROW  
 (USE FTSH-50-D)


## PACKAGING VIEW

-RA OPTION

 PT-1-24-01-09  
 TP-24

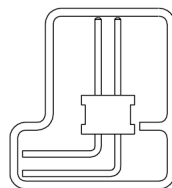
 PARTS TO BE PACKAGED IN TUBE  
 AS SHOWN.


SCALE: .5x

## PACKAGING VIEW

-FC, -FE

 PT-1-24-01-45  
 TP-07

 PARTS TO BE PACKAGED IN TUBE  
 AS SHOWN.


SCALE: .5x

**PROPRIETARY NOTE**  
 THIS DOCUMENT CONTAINS INFORMATION  
 CONFIDENTIAL AND PROPRIETARY TO  
 SAMTEC INC. AND SHALL NOT BE  
 REPRODUCED OR TRANSFERRED TO  
 OTHER DOCUMENTS OR DISCLOSED TO  
 OTHERS OR USED FOR ANY PURPOSE  
 OTHER THAN THAT FOR WHICH IT WAS  
 OBTAINED WITHOUT THE EXPRESSED  
 WRITTEN CONSENT OF SAMTEC INC.

TABLE 2

OPTION	"B"
-RA	.090 [2.29]
-FC	.150 [3.81]
-FE	.283 [7.19]

TABLE 1

POSITION NUMBER	"A" $\phi$
36, 67	.138 [3.51]
01, 17, 34, 35, 51, 68	.197 [5.00]
ALL OTHERS	.167 [4.24]

## NOTES:

1. TERMINALS TO BE SHEARED TO MEET DIMENSION SPECIFICATION.
2. MINIMUM PUSHOUT FORCE: .5 LB.
3. PARTS TO BE PACKAGED IN TUBE AS SHOWN.

 520 PARK EAST BLVD. NEW ALBANY, INDIANA 47150  
 PHONE (812) 944-6733 P.O. BOX 1147  
 CODE 55322

 MADE BY:  
 PURVIS 09-19-97

 HPT-134-XX-XX-D-XX  
 SHEET 1 OF 1

REV. C

PLOT SCALE: .125/ DIMSCALE: .1000

DIMENSIONS ARE IN INCHES

UNLESS OTHERWISE NOTED

TOLERANCES ARE:

ONE PLACE DECIMALS  $\pm .1$ [2.54] THREE PLACE DECIMALS  $\pm .005$ [.13]  
TWO PLACE DECIMALS  $\pm .01$ [.25] FOUR PLACE DECIMALS  $\pm .0020$ [.051]

ANGLES  
 $\pm 2^\circ$

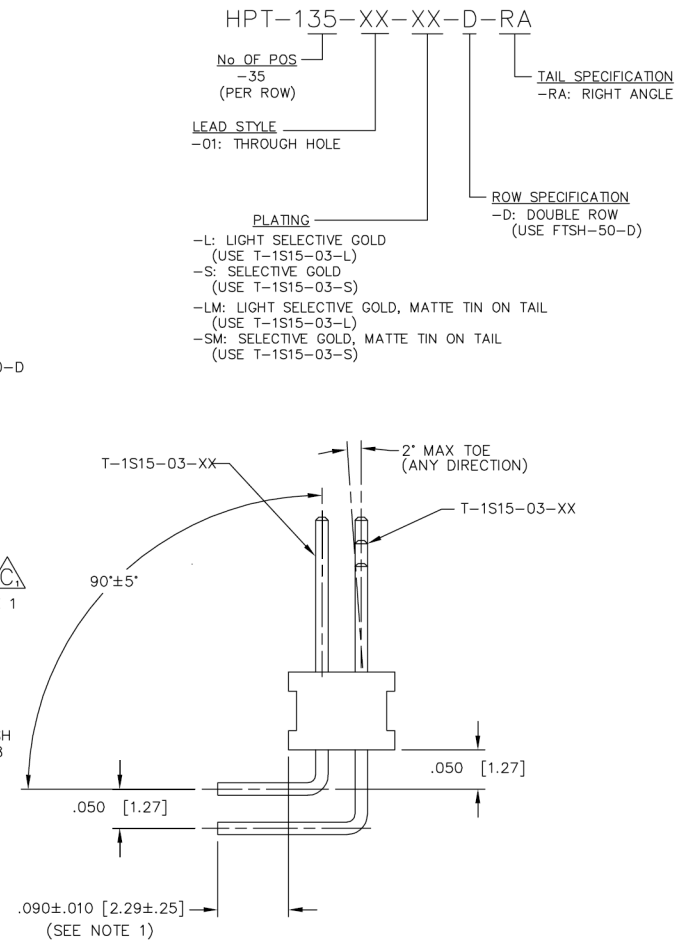
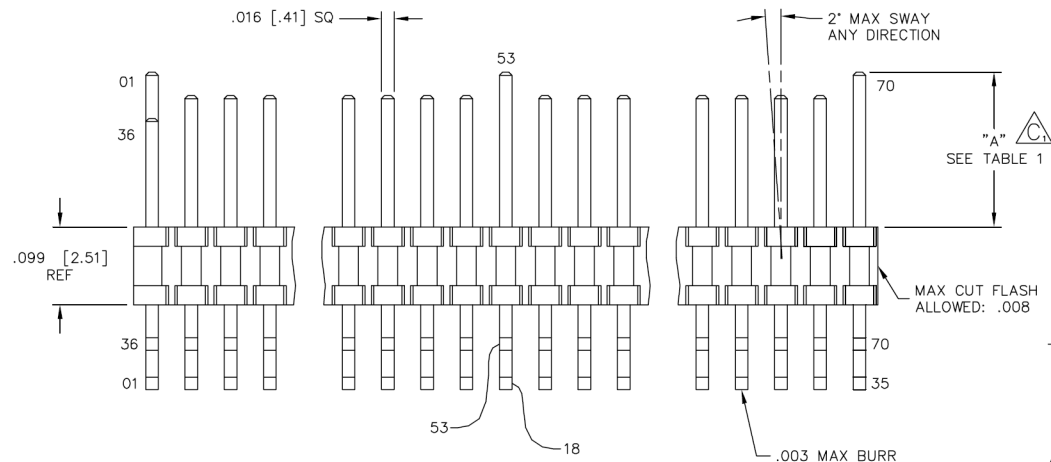
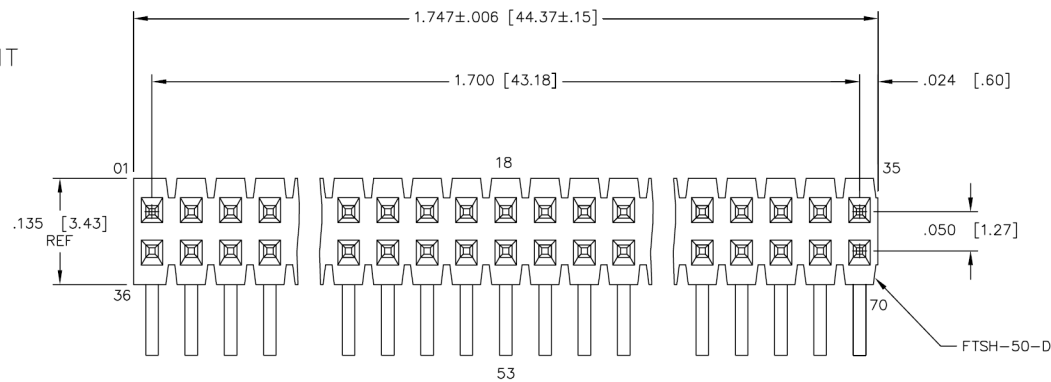
TITLE:

.050 x .050 C.L.  
HOT PLUGGABLE  
TERMINAL STRIP

DWG NO:

HPT-135-XX-XX-D-RA  
SHEET 1 OF 1

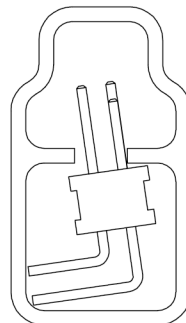
DO NOT SCALE  
FROM THIS PRINT



## PACKAGING VIEW

PT-1-24-01-09  
TP-24

PARTS TO BE PACKAGED IN TUBE  
AS SHOWN.



SCALE: .75x

## PROPRIETARY NOTE

THIS DOCUMENT CONTAINS INFORMATION  
CONFIDENTIAL AND PROPRIETARY TO  
SAMTEC INC. AND SHALL NOT BE  
REPRODUCED OR TRANSFERRED TO  
OTHER DOCUMENTS OR DISCLOSED TO  
OTHERS OR USED FOR ANY PURPOSE  
OTHER THAN THAT FOR WHICH IT WAS  
OBTAINED WITHOUT THE EXPRESSED  
WRITTEN CONSENT OF SAMTEC INC.

TABLE 1	
POSITION NUMBER	"A"
35, 36	.138 [3.51]
01, 18, 53, 70	.197 [5.00]
ALL OTHERS	.167 [4.24]

## NOTES:

- TERMINALS TO BE SHEARED TO MEET  
DIMENSION SPECIFICATION.
- MINIMUM PUSHOUT FORCE: .5 LB.
- PARTS TO BE PACKAGED IN TUBE AS SHOWN.

**samtec**

810 PROGRESS BLVD. NEW ALBANY, INDIANA 47150  
PHONE (812) 944-6733 P.O. BOX 1147  
CODE 55322

MADE BY:

PURVIS 09-19-97

HPT-135-XX-XX-D-RA  
SHEET 1 OF 1

EXISPROD\ASSEMBLY  
050\HPT35A5M

**TOBY**  
THE VITAL COMPONENT

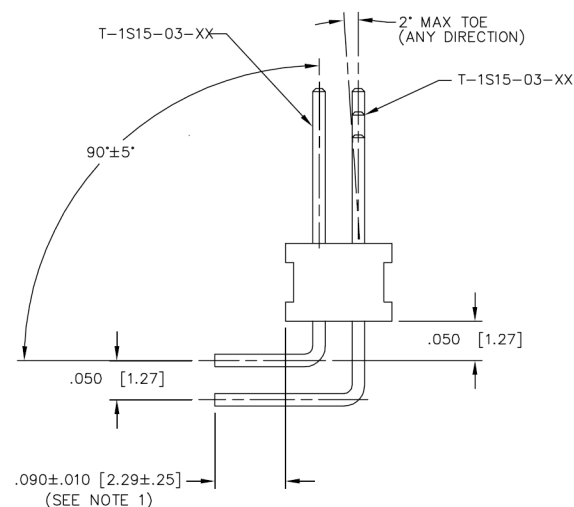
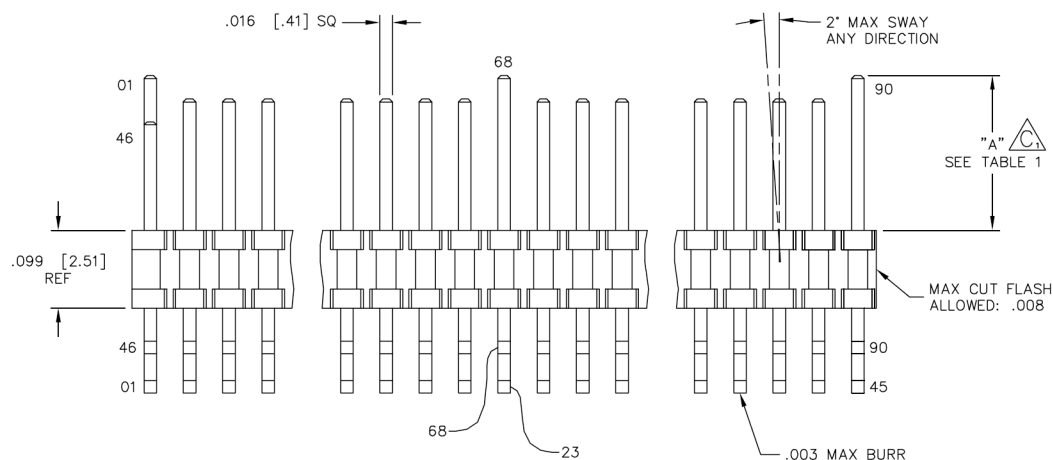
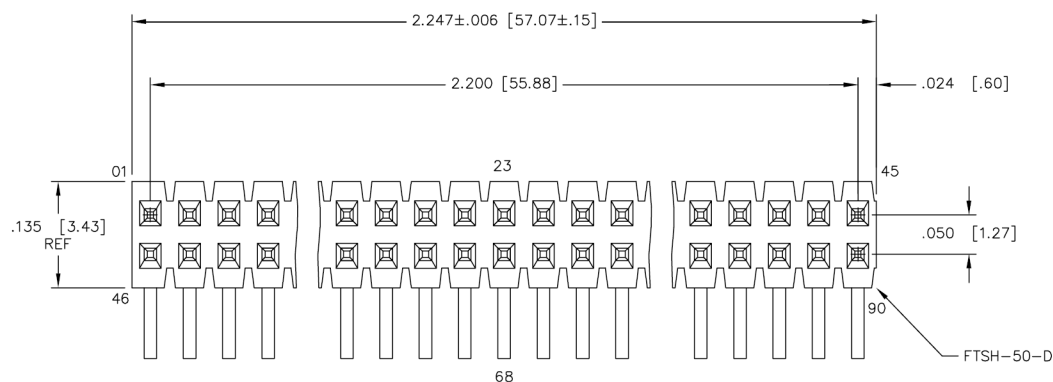
UNLESS OTHERWISE NOTED

DIMENSIONS ARE IN INCHES	TOLERANCES ARE:
--------------------------	-----------------

ONE PLACE DECIMALS  $\pm .1[2.54]$  THREE PLACE DECIMALS  $\pm .005[.13]$   
TWO PLACE DECIMALS  $\pm .01[.25]$  FOUR PLACE DECIMALS  $\pm .0020[.051]$

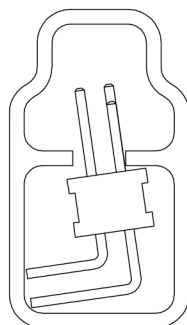
TITLE: .050 x .050 C.L.  
HOT PLUGGABLE  
TERMINAL STRIP

DWG NO: HPT-145-XX-XX-D-RA  
SHEET 1 OF 1



PT-1-24-01-09  
TP-24

PARTS TO BE PACKAGED IN TUBE  
AS SHOWN.



SCALE: .75x

**PROPRIETARY NOTE**  
THIS DOCUMENT CONTAINS INFORMATION  
CONFIDENTIAL AND PROPRIETARY TO  
SAMTEC INC. AND SHALL NOT BE  
REPRODUCED OR TRANSFERRED TO  
OTHER DOCUMENTS OR DISCLOSED TO  
OTHERS OR USED FOR ANY PURPOSE  
OTHER THAN THAT FOR WHICH IT WAS  
OBTAINED WITHOUT THE EXPRESSED  
WRITTEN CONSENT OF SAMTEC INC.

TABLE 1

POSITION NUMBER	"A"
45, 46	.138 [3.51]
01, 23, 68, 90	.197 [5.00]
ALL OTHERS	.167 [4.24]

NOTES:

1. TERMINALS TO BE SHEARED TO MEET DIMENSION SPECIFICATION.
2. MINIMUM PUSHOUT FORCE: .5 LB.
3. PARTS TO BE PACKAGED IN TUBE AS SHOWN.

**santec**

810 PROGRESS BLVD. NEW ALBANY, INDIANA 47150  
PHONE (812) 944-6733 P.O. BOX 1147  
CODE 55322

MADE BY: PURVIS 09-19-97

HPT-145-XX-XX-D-RA  
SHEET 1 OF 1

EXISPROD\ASSEMBLY  
050\HPT45ASM