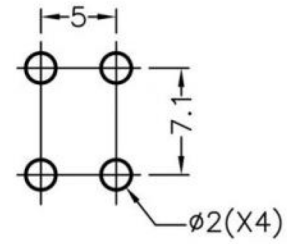

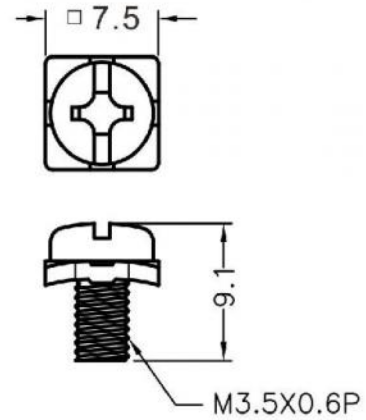
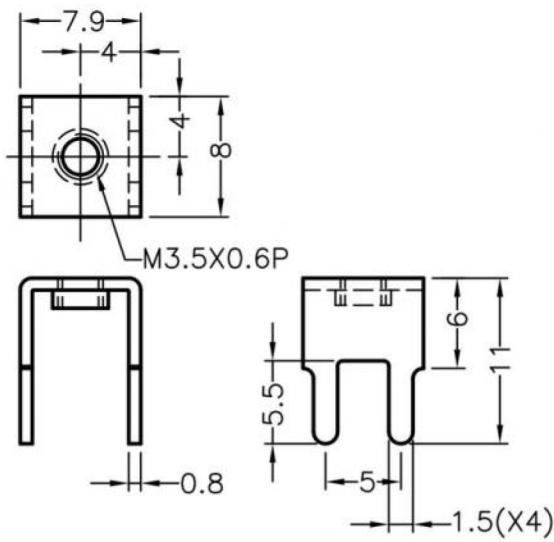


⚠ This dwg is for reference only, Actual dwg should be based on formal engineering dwg.



MOUNTING HOLE



PART NUMBER		PCB-10	SPEC. DWG.	
TITLE				
P.C.B TERMINAL				
MATERIAL			COLOR	
TIN PLATED BRASS				
SIZE	SCALE	UNIT	CHECK	
A4	2:1	mm	Z.C	