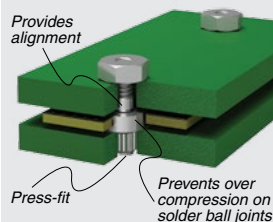
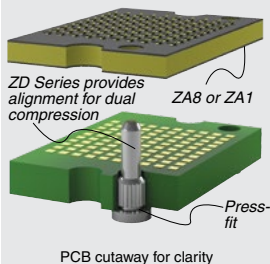
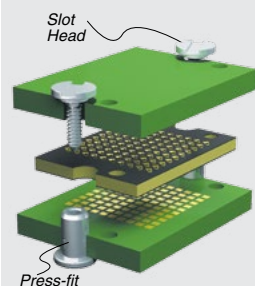
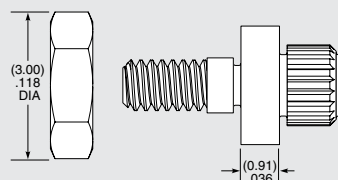


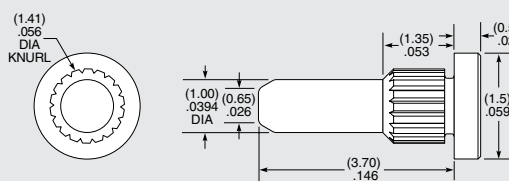
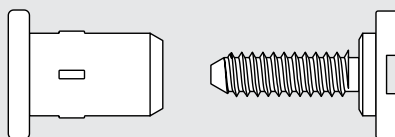

ZSO, ZD, ZHSI SERIES

Z-RAY® PRESS-FIT ALIGNMENT HARDWARE

SPECIFICATIONS

Material:
Brass
Plating:
100 μ " (2.54 μ m) Ni

APPLICATIONS
ZSO APPLICATION

ZD APPLICATION

ZHSI APPLICATION

ZSO
STACK HEIGHT
01
-0100
 = 1.00 mm (.0394")

ZD
DIAMETER
LENGTH
-1.00
 = 1.00 mm (.0394")

-03.7
 = 03.7 mm (.146")

ZHSI
STACK HEIGHT
HEAD SPECIFICATION
Specify STACK HEIGHT from chart below.
-01
 = Slot Head


STACK HEIGHT	PCB 1 THICKNeSS	PCB 2 THICKNeSS	INTERPOSER HEIGHT
-01	(1.57) 0.062	(1.57) 0.062	(1.00) 0.039
-02	(2.36) 0.093	(1.57) 0.062	(1.00) 0.039
-02	(2.36) 0.093	(2.36) 0.065	(1.00) 0.039
-02	(3.18) 0.125	(1.57) 0.062	(1.00) 0.039
-03	(3.18) 0.125	(2.36) 0.093	(1.00) 0.039

Note: Overtightening may cause screw damage.

Due to technical progress, all designs, specifications and components are subject to change without notice.

WWW.TOBY.CO.UK

All parts within this catalog are built to Samtec's specifications.
 Customer specific requirements must be approved by Samtec and identified in a Samtec customer-specific drawing to apply.