



ECUE-12-013-T1-FF-01-1

ECUE-12-013-T1-FF-02-1

ECUE SERIES

LOW-PROFILE MICRO FLYOVER ASSEMBLY

SPECIFICATIONS


Cable: Eye Speed® 34 AWG twinax or Eye Speed® 36 AWG twinax
Signal Routing: 100 Ω Differential
Bend Radius: (3.18 mm) .125"
RoHS Compliant: Yes

RECOGNITIONS



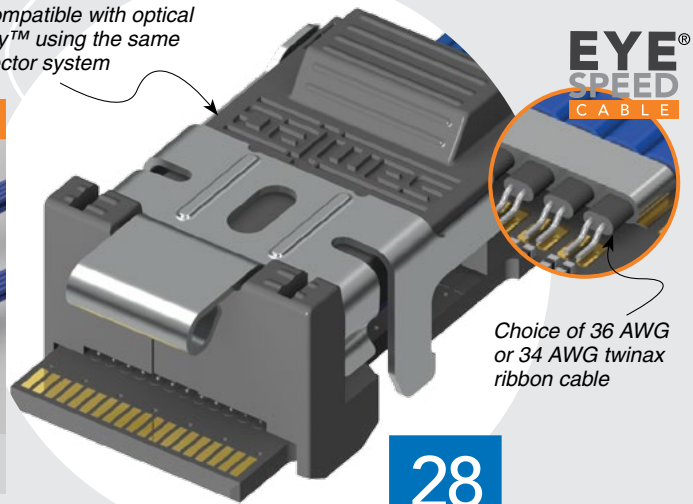
Mates with:
UEC5, UCC8

APPLICATION



The UEC5 and UCC8 connectors were designed to work specifically with the FireFly™ flyover system. They were not designed for use with mating cards other than those used with FireFly™.

Pin compatible with optical FireFly™ using the same connector system



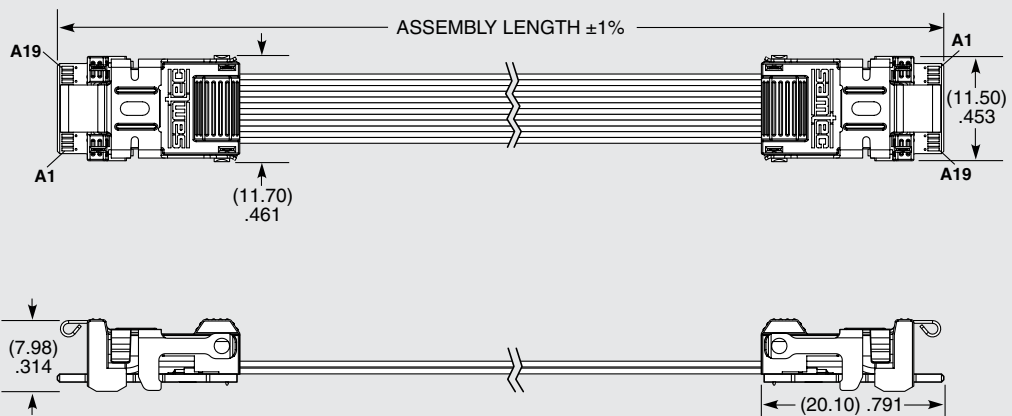
Choice of 36 AWG or 34 AWG twinax ribbon cable

28 Gbps

ALSO AVAILABLE (MOV Required)

- A selection of connectors for end 2 option

TYPE	NO. OF PAIRS	ASSEMBLY LENGTH	CABLE TYPE	END 2 OPTION	WIRING OPTION	1	OPTION
ECUE = Rugged FireFly™ Cable Assembly	-08 = (T2 Cable only) -12 = (T1 Cable only)	-“XXX” = Assembly Length in Centimeters (007 cm to 999 cm)	-T1 = 36 AWG twinax (-12 pairs only) -T2 = 34 AWG twinax (-08 pairs only)	-FF = FireFly™ (Mates with UEC5/UCC8)	-01 = Pin A1 to Pin A19 -02 = Pin A1 to Pin B1 -B4 = Pin A1 to Pin B19 (-08 pair only)	-1 = Low Profile	Leave blank for standard FireFly™ -D1 = Decoupling Capacitors (only available with -02 & -B4 wire options)



ECUE-12-XXX-T1-FF-01-1 SHOWN

Notes:
Patents pending

All FireFly™ designs, specifications and components are preliminary and subject to change without notice.

Cable lengths longer than 150 cm (59.06") are not supported with S.I. test data.

Due to technical progress, all designs, specifications and components are subject to change without notice.

WWW.TOBY.CO.UK

All parts within this catalog are built to Samtec's specifications. Customer specific requirements must be approved by Samtec and identified in a Samtec customer-specific drawing to apply.