

B24 SINGLE ROW FEMALE HEADER DUAL ENTRY TYPE (H: 5.0mm)



PITCH: 2.54mm

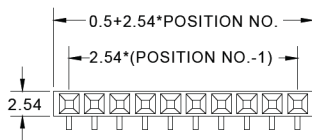

SPECIFICATIONS

Material

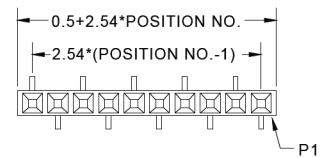
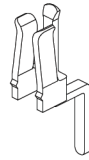
Insulator : PBT, glass reinforced, rated UL 94V-0
 Contact : Phosphor Bronze

Electrical

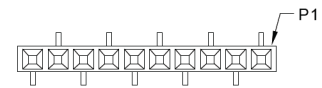
Current Rating : 1 Amp
 Contact Resistance : 30 mΩ max.
 Insulation Resistance : 3000 MΩ min.
 Dielectric Withstanding Voltage : 500V AC for 1minute
 Operating Temperature : -40°C to +105°C
 ► Mating Suggestion : C15, C16, C19 & C23 series.



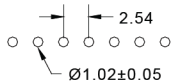
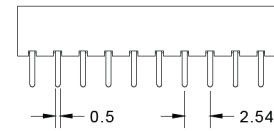
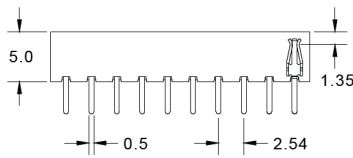
(TYPE A)



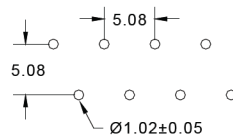
(TYPE B1)



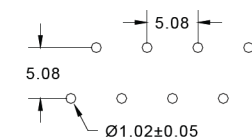
(TYPE B2)



TYPE A
RECOMMENDED P.C.B LAYOUT



TYPE B1
RECOMMENDED P.C.B LAYOUT



TYPE B2
RECOMMENDED P.C.B LAYOUT

How to order: B24 - 1 - 2 - 3 - 4 - 5 - G(RoHS)

1.NO. OF CONTACT	2.CONTACT MATERIAL	3.CONTACT PLATING	4.FOOT RANK TYPE	5.INSULATOR COLOR
SINGLE ROW 1 *2 - 1 *40	B: PHOSPHOR BRONZE	T: TIN PLATED S: SELECTIVE G: GOLD FLASH A: 5u" INCH GOLD B: 10u" INCH GOLD C: 15u" INCH GOLD D: 30u" INCH GOLD	A: TYPE A B: TYPE B1 C: TYPE B2	1. BLACK

the **vital** component